

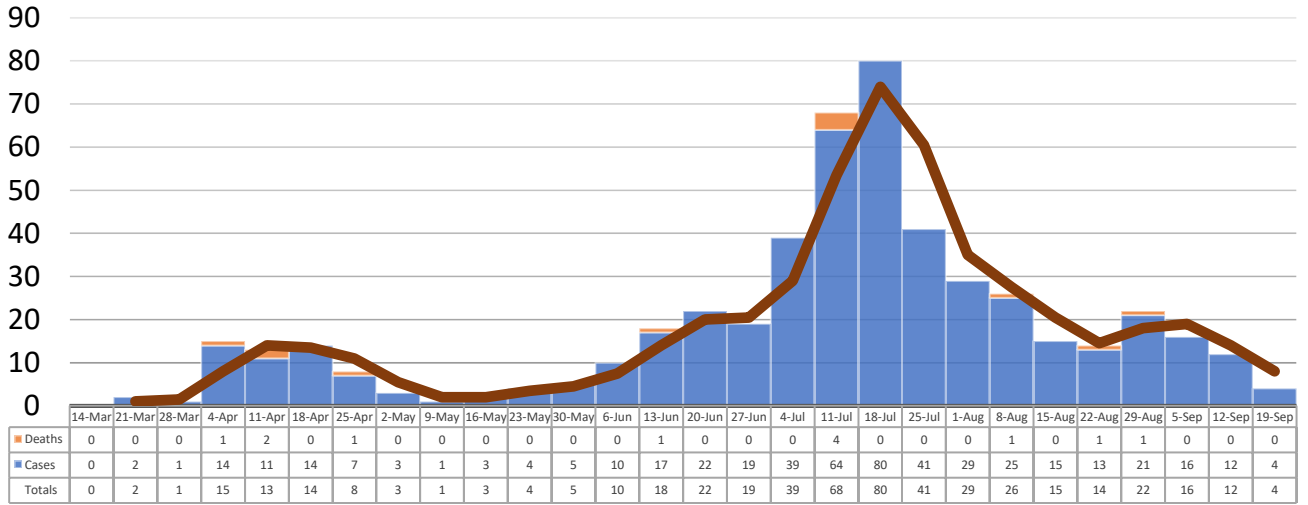
CALHOUN COUNTY WEEKLY COVID-19 SNAPSHOT



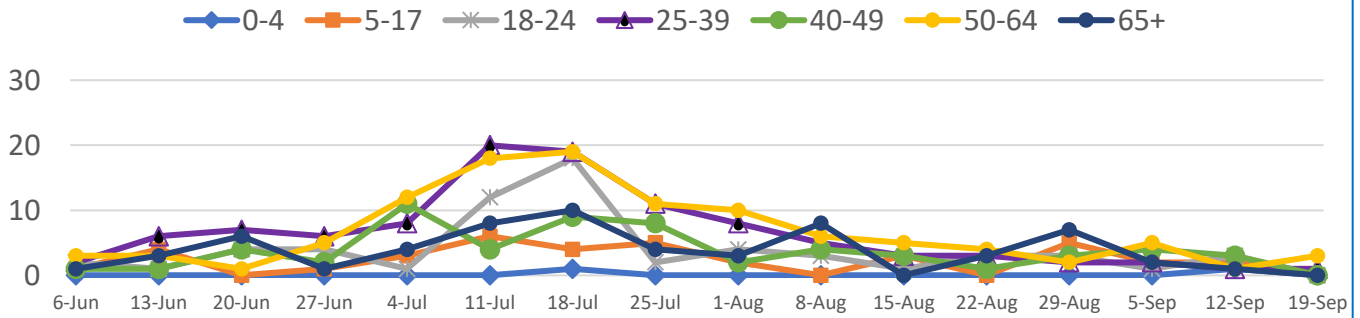
September 13-19, 2020 (MMWR Report Week)

| | | | |
|--|---|---|--|
| Total Cases <h2>506</h2> | Total Deaths <h2>12</h2> | Total Incidence <small>(cases per 100,000)</small> <h2>3210.1</h2> | *Test Positivity Rate <h2>2.9%</h2> <small>(9/3-9/16)</small> |
| Number of New Cases <h2>4</h2> <small>(report week)</small> | Number of New Deaths <h2>0</h2> <small>(report week)</small> | **Weekly Incidence <small>(per 100,000)</small> <h2>34.8</h2> | |

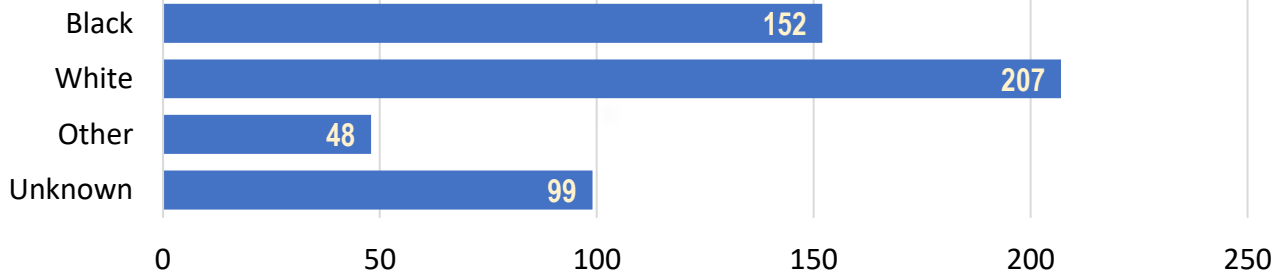
Total Cases and Deaths, Through September 19, 2020



Total Cases, By Age June-September 2020 (End of Week)



Total Cases, By Race



COVID-19-Like Illness (CLI) Visits Calhoun County, Mississippi Jan. 04, 2020 - Sept. 19, 2020

