

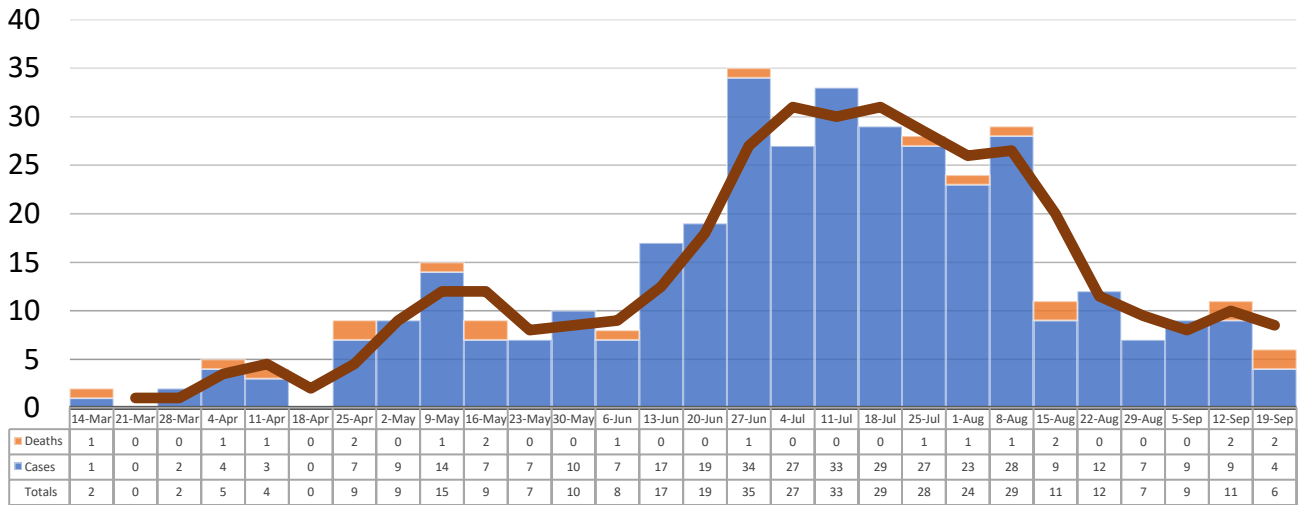
# HUMPHREYS COUNTY WEEKLY COVID-19 SNAPSHOT



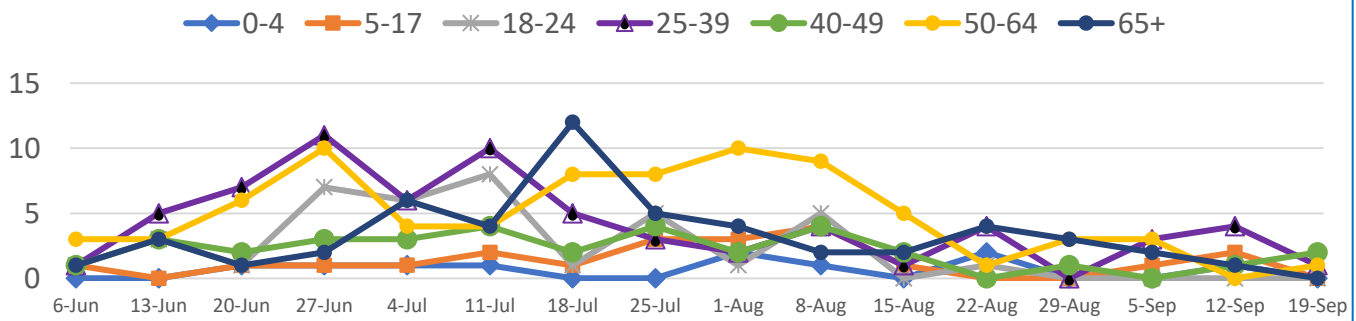
September 13-19, 2020 (MMWR Report Week)

<b>Total Cases</b> <h1>373</h1>	<b>Total Deaths</b> <h1>15</h1>	<b>Total Incidence</b> <small>(cases per 100,000)</small> <h1>4625.5</h1>	<b>*Test Positivity Rate</b> <h1>15.0%</h1> <small>(9/3-9/16)</small>
<b>Number of New Cases</b> <h1>4</h1> <small>(report week)</small>	<b>Number of New Deaths</b> <h1>2</h1> <small>(report week)</small>	<b>** Weekly Incidence</b> <small>(per 100,000)</small> <h1>136.4</h1>	

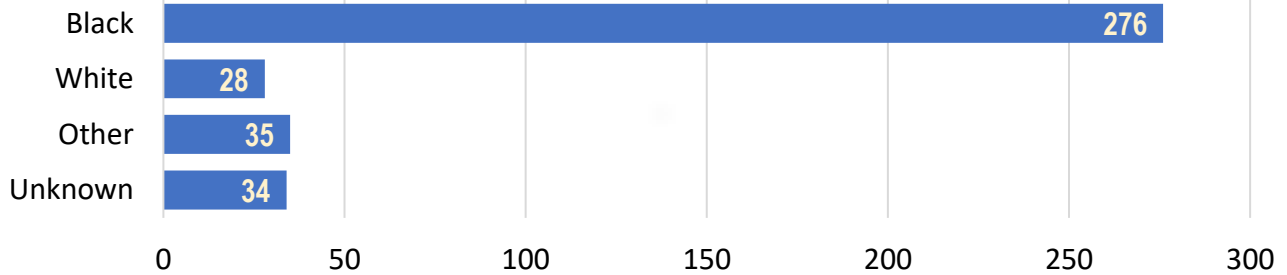
**Total Cases and Deaths, Through September 19, 2020**



**Total Cases, By Age June-September 2020 (End of Week)**



**Total Cases, By Race**



**COVID-19-Like Illness (CLI) Visits  
Humphreys County, Mississippi  
Jan. 04, 2020 - Sept. 19, 2020**

