

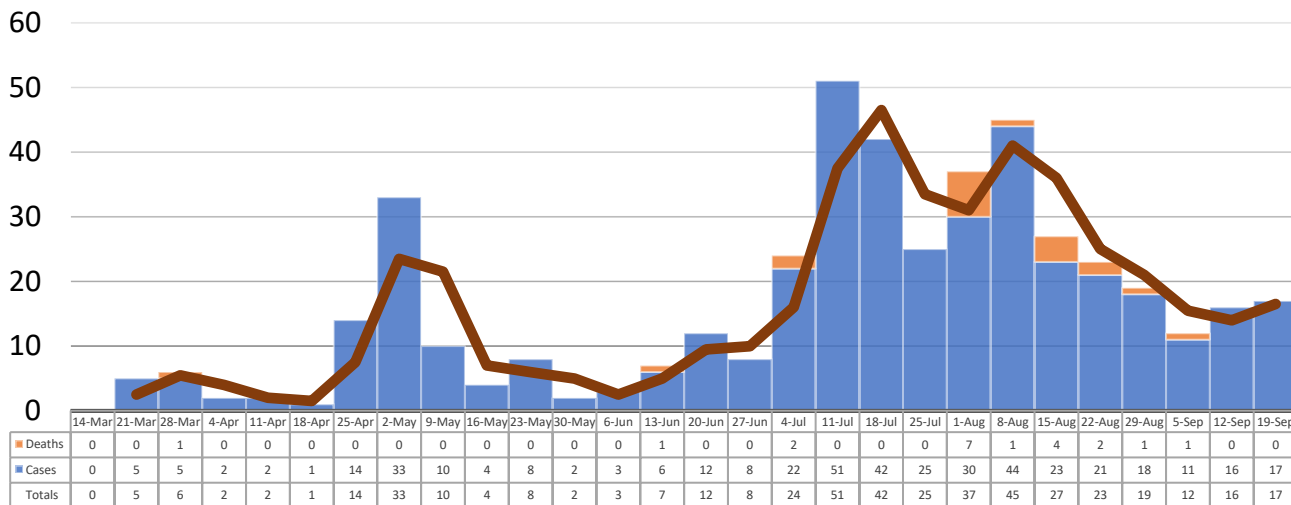
MONTGOMERY COUNTY WEEKLY COVID-19 SNAPSHOT

September 13-19, 2020 (MMWR Report Week)

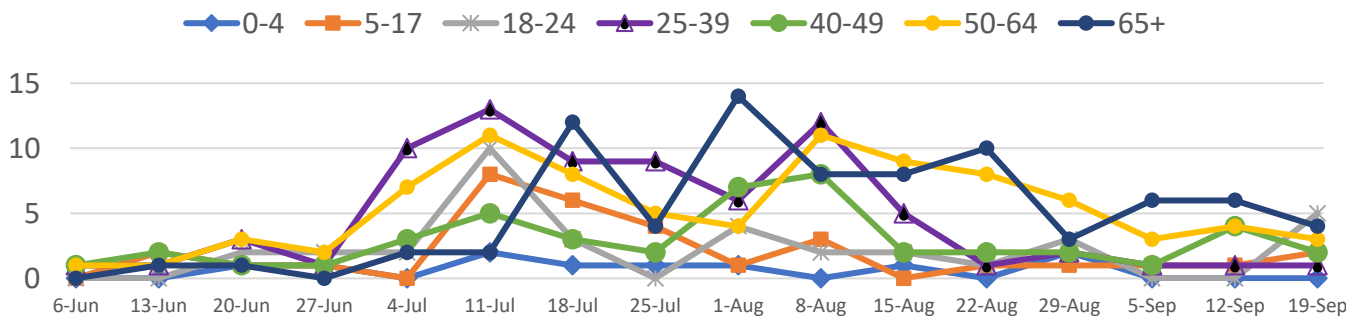


Total Cases <h1>455</h1>	Total Deaths <h1>20</h1>	Total Incidence <small>(cases per 100,000)</small> <h1>4654.7</h1>	*Test Positivity Rate <h1>8.8%</h1> <small>(9/3-9/16)</small>
Number of New Cases <h1>17</h1> <small>(report week)</small>	Number of New Deaths <h1>0</h1> <small>(report week)</small>	**Weekly Incidence <small>(per 100,000)</small> <h1>173.9</h1>	

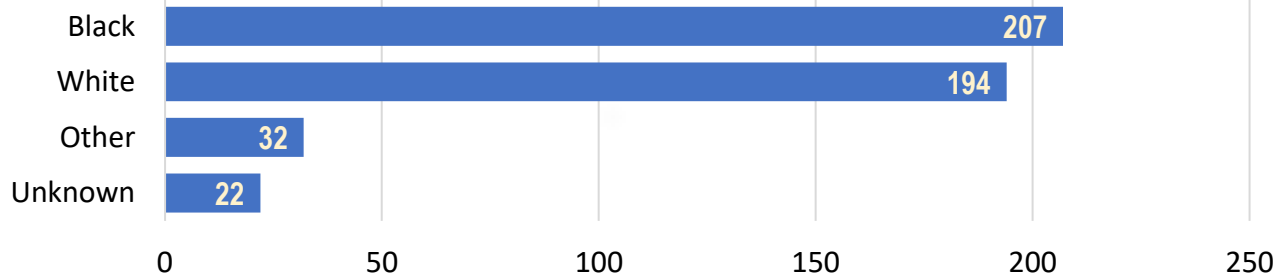
Total Cases and Deaths, Through September 19, 2020



Total Cases, By Age June-September 2020 (End of Week)



Total Cases, By Race



COVID-19-Like Illness (CLI) Visits Montgomery County, Mississippi Jan. 04, 2020 - Sept. 19, 2020

