

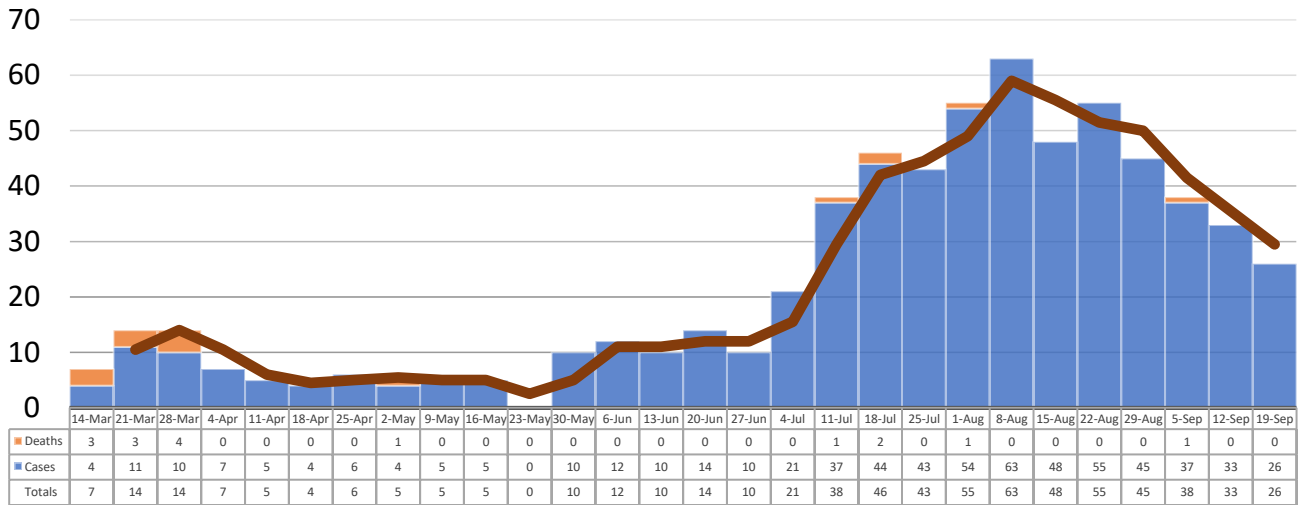
TIPPAH COUNTY WEEKLY COVID-19 SNAPSHOT

September 13-19, 2020 (MMWR Report Week)

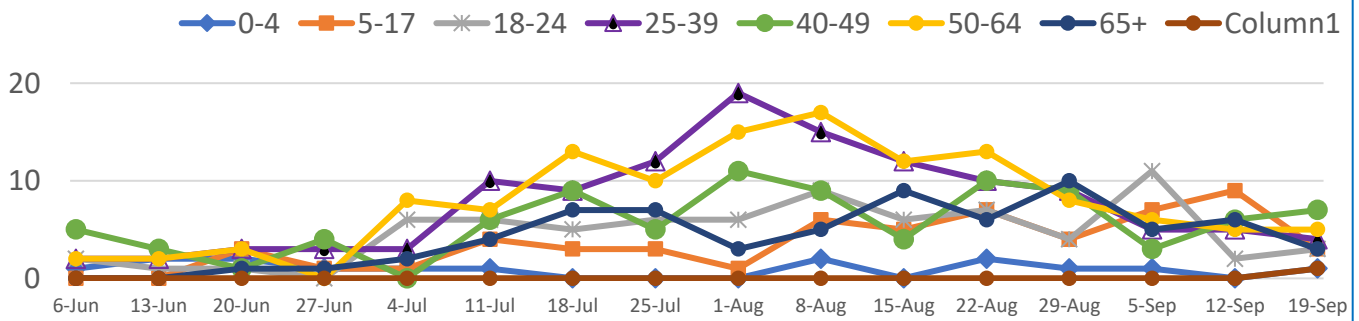


Total Cases <h2>642</h2>	Total Deaths <h2>16</h2>	Total Incidence <small>(cases per 100,000)</small> <h2>2929.8</h2>	*Test Positivity Rate <h2>12.9%</h2> <small>(9/3-9/16)</small>
Number of New Cases <h2>26</h2> <small>(report week)</small>	Number of New Deaths <h2>0</h2> <small>(report week)</small>	**Weekly Incidence <small>(per 100,000)</small> <h2>140.8</h2>	

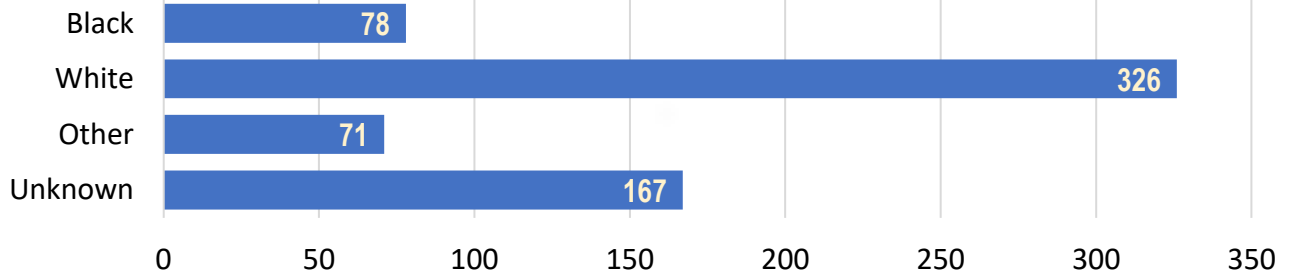
Total Cases and Deaths, Through September 19, 2020



Total Cases, By Age June-September 2020 (End of Week)



Total Cases, By Race



**COVID-19-Like Illness (CLI) Visits
Tippah County, Mississippi
Jan. 04, 2020 - Spet. 19, 2020**

