

# HARRISON COUNTY WEEKLY COVID-19 SNAPSHOT

WEEK ENDING SEPTEMBER 26, 2020



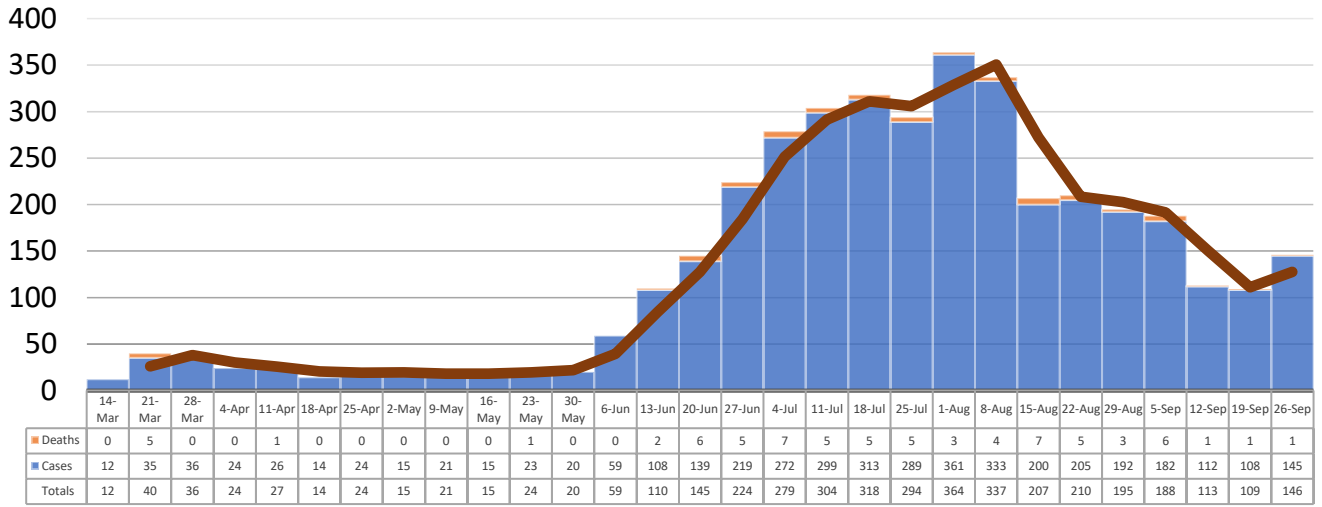
**Total Cases**  
**3883**

**Total Deaths**  
**74**

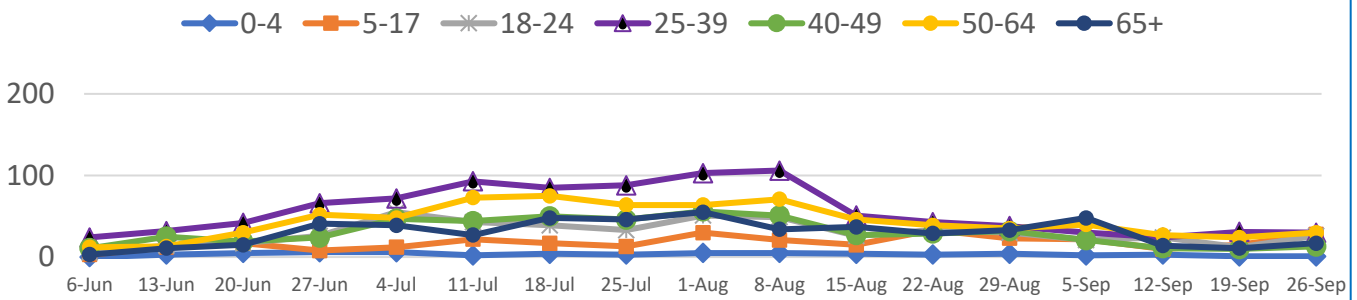
**Total Incidence**  
(cases per 100,000)  
**1866.1**

**\*Test Positivity Rate**  
**12.3%**  
(9/10-9/23)

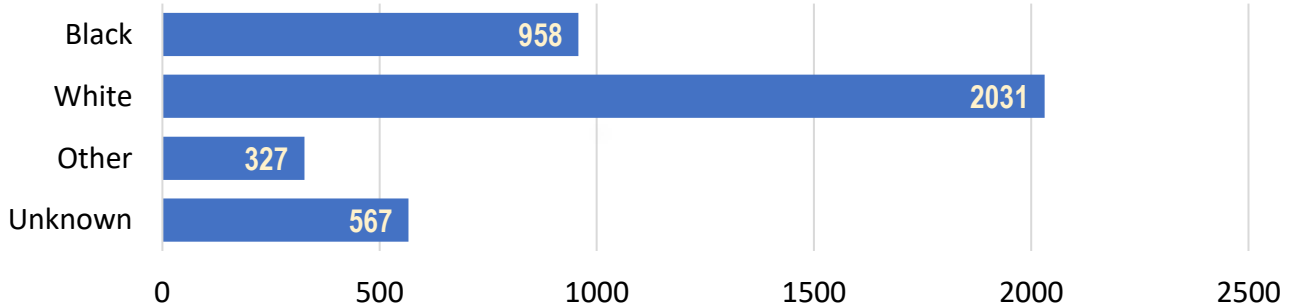
**\*\*Total Cases and Deaths, Through September 26, 2020**



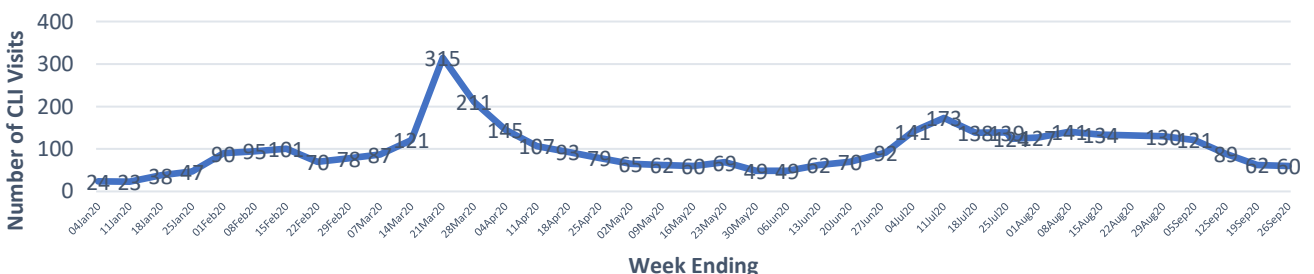
**Total Cases, By Age  
June-September 2020 (End of Week)**



**Total Cases, By Race**



**COVID-19-Like Illness (CLI) Visits  
Harrison County, Mississippi  
Jan. 04, 2020 - Sept. 26, 2020**



\*Counties with test percent positivity <5.0% or with <20 tests in past 14 days: Green; test percent positivity 5.0%-10.0% or with <500 tests and <2000 tests/100k and >10% positivity over 14 days: Yellow; >10.0% and not meeting the criteria for "Green" or "Yellow": Red. Test positivity is rounded to the nearest tenth of a percent before classifying. Reference: [Centers for Medicare and Medicaid Services](#)

\*\*Provisional Data: Illnesses occurring during the last two weeks may not yet have been reported and/or represented.