

LEAKE COUNTY WEEKLY COVID-19 SNAPSHOT



WEEK ENDING SEPTEMBER 26, 2020

Total Cases

961

Total Deaths

38

Total Incidence

(cases per 100,000)

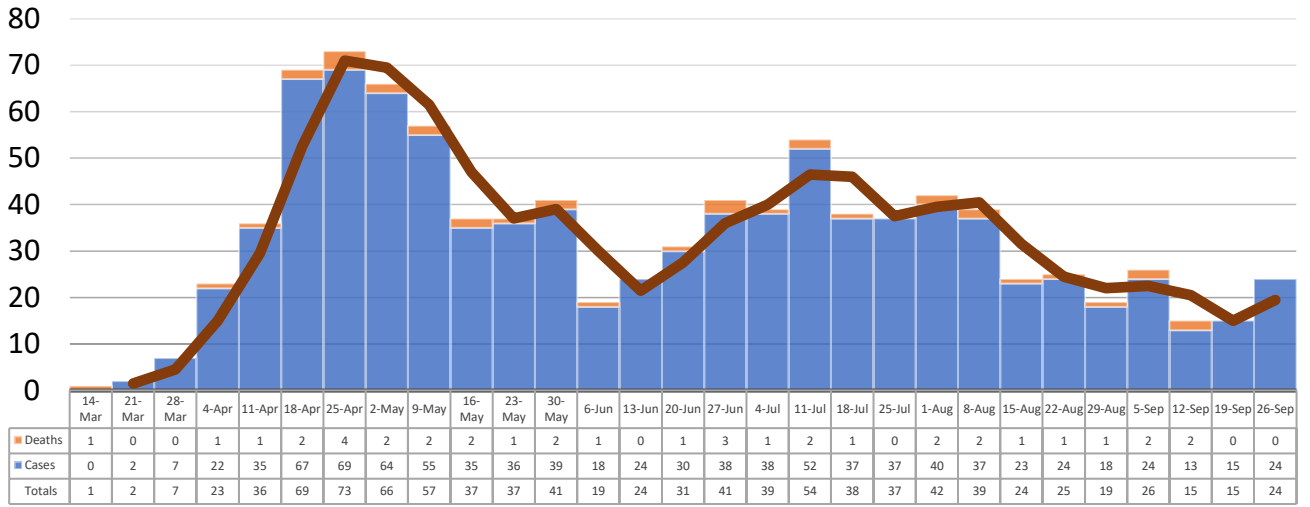
4217.5

*Test Positivity Rate

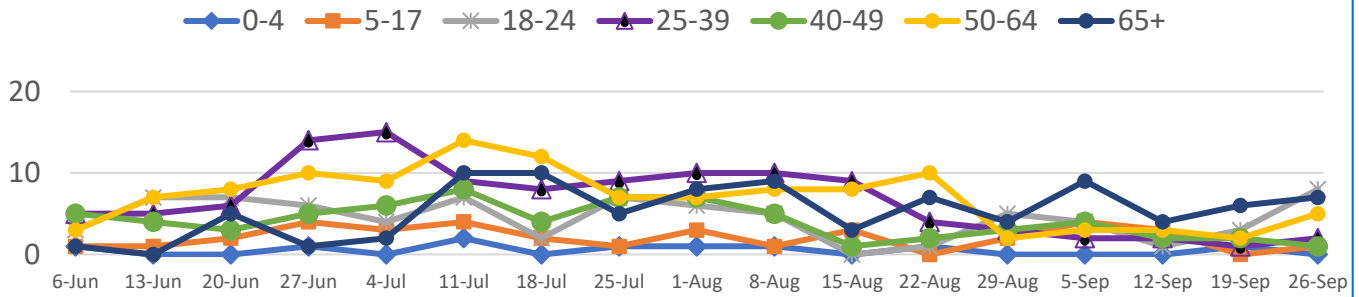
7.4%

(9/10-9/23)

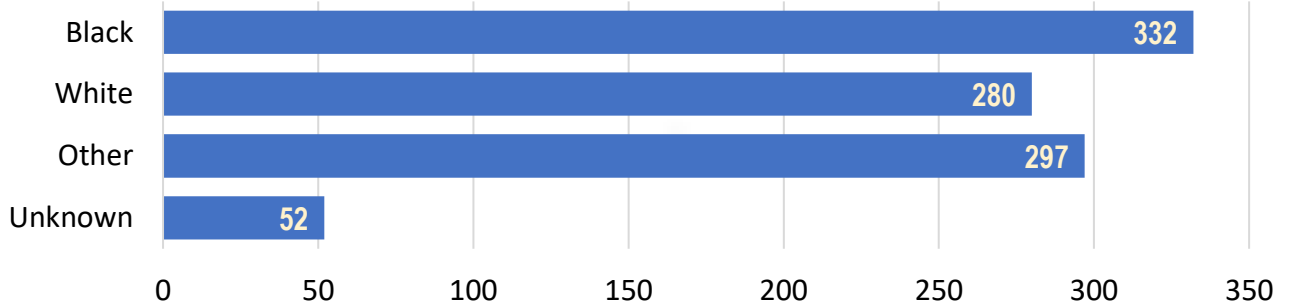
**Total Cases and Deaths, Through September 26, 2020



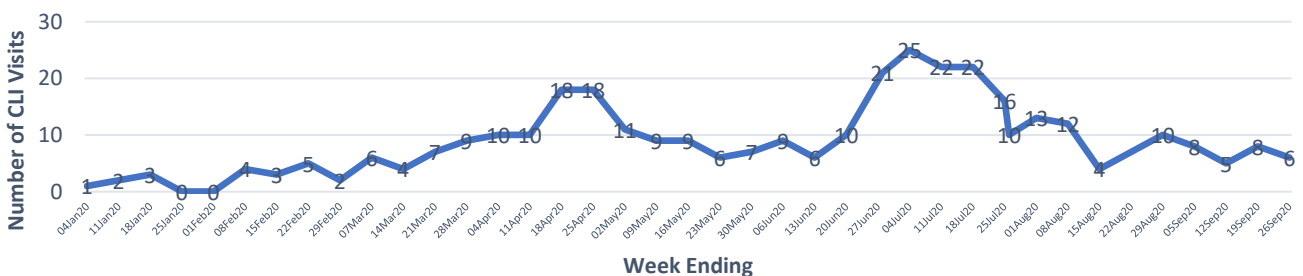
Total Cases, By Age
June-September 2020 (End of Week)



Total Cases, By Race



COVID-19-Like Illness (CLI) Visits
Leake County, Mississippi
Jan. 04, 2020 - Sept. 26, 2020



*Counties with test percent positivity <5.0% or with <20 tests in past 14 days: Green; test percent positivity 5.0%-10.0% or with <500 tests and <2000 tests/100k and >10% positivity over 14 days: Yellow; >10.0% and not meeting the criteria for "Green" or "Yellow": Red. Test positivity is rounded to the nearest tenth of a percent before classifying. Reference: [Centers for Medicare and Medicaid Services](#)

**Provisional Data: Illnesses occurring during the last two weeks may not yet have been reported and/or represented.