

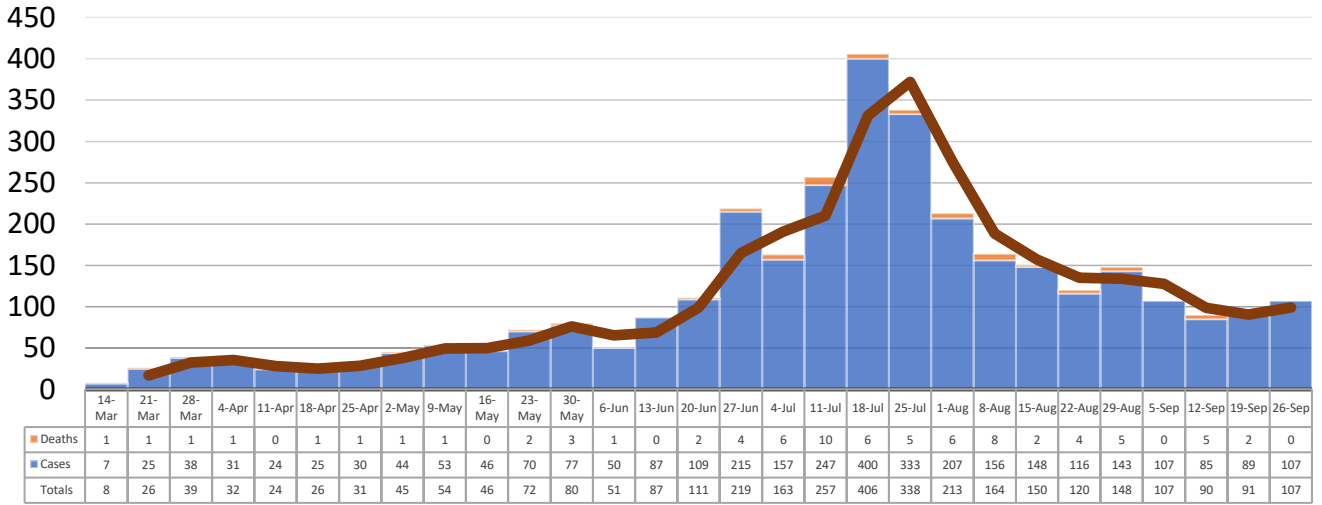
RANKIN COUNTY WEEKLY COVID-19 SNAPSHOT

WEEK ENDING SEPTEMBER 26, 2020

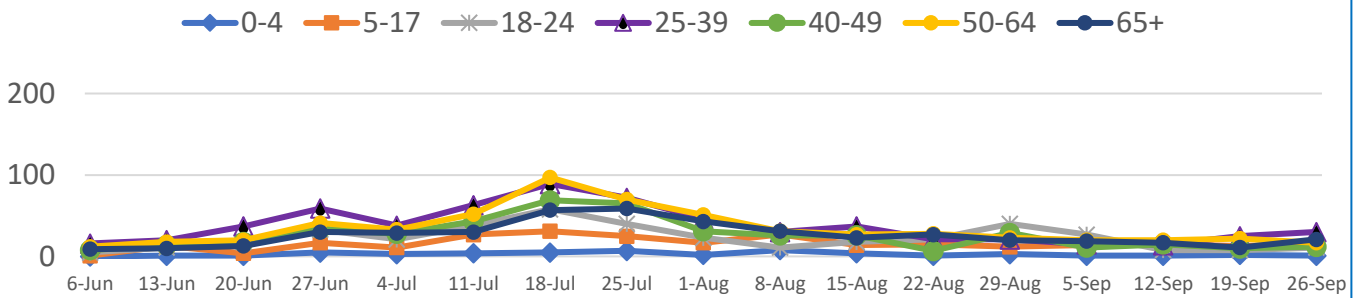


Total Cases 3308	Total Deaths 79	Total Incidence <small>(cases per 100,000)</small> 2130.5	*Test Positivity Rate 4.5% <small>(9/10-9/23)</small>
---	--	---	---

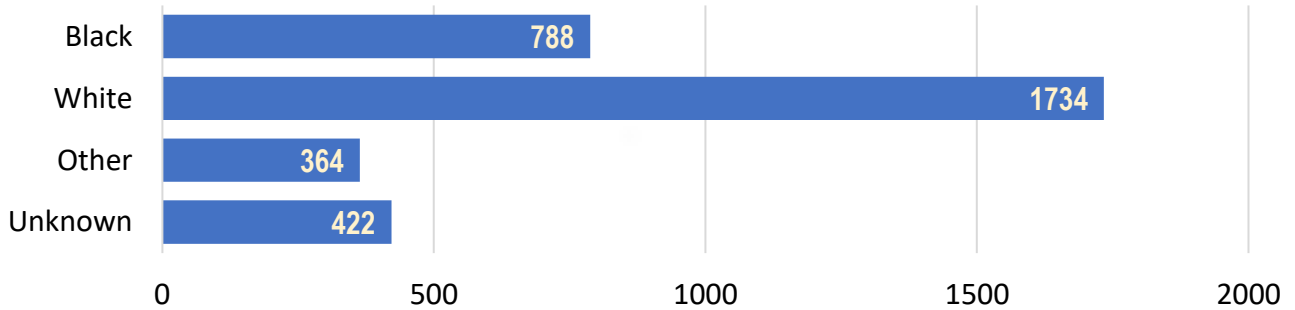
****Total Cases and Deaths, Through September 26, 2020**



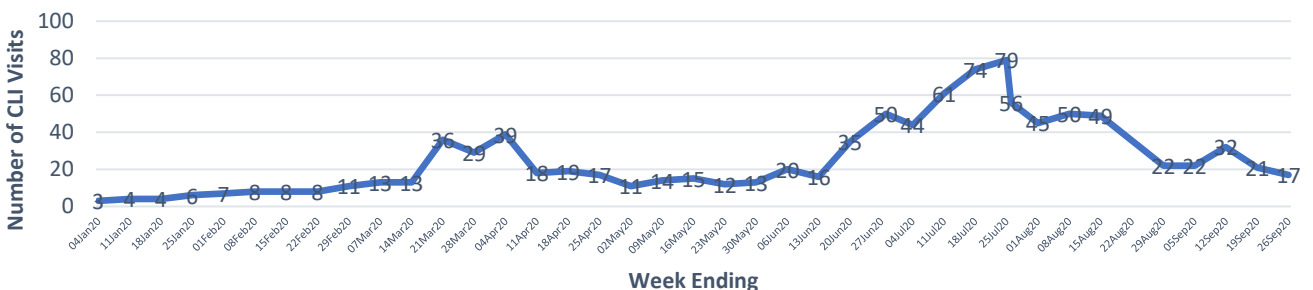
**Total Cases, By Age
June-September 2020 (End of Week)**



Total Cases, By Race



**COVID-19-Like Illness (CLI) Visits
Rankin County, Mississippi
Jan. 04, 2020 - Sept. 26, 2020**



*Counties with test percent positivity <5.0% or with <20 tests in past 14 days: Green; test percent positivity 5.0%-10.0% or with <500 tests and <2000 tests/100k and >10% positivity over 14 days: Yellow; >10.0% and not meeting the criteria for "Green" or "Yellow": Red. Test positivity is rounded to the nearest tenth of a percent before classifying. Reference: [Centers for Medicare and Medicaid Services](https://www.cdc.gov/medicaidandmedicare/)

**Provisional Data: Illnesses occurring during the last two weeks may not yet have been reported and/or represented.