

# HINDS COUNTY WEEKLY COVID-19 SNAPSHOT

WEEK ENDING OCTOBER 3, 2020



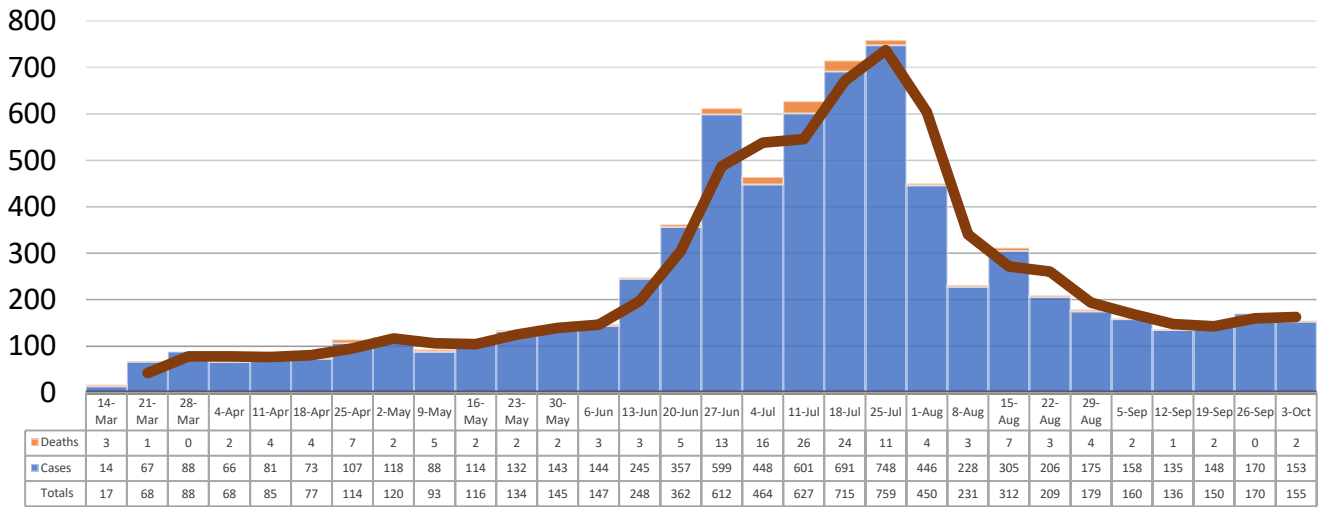
**Total Cases**  
**7289**

**Total Deaths**  
**163**

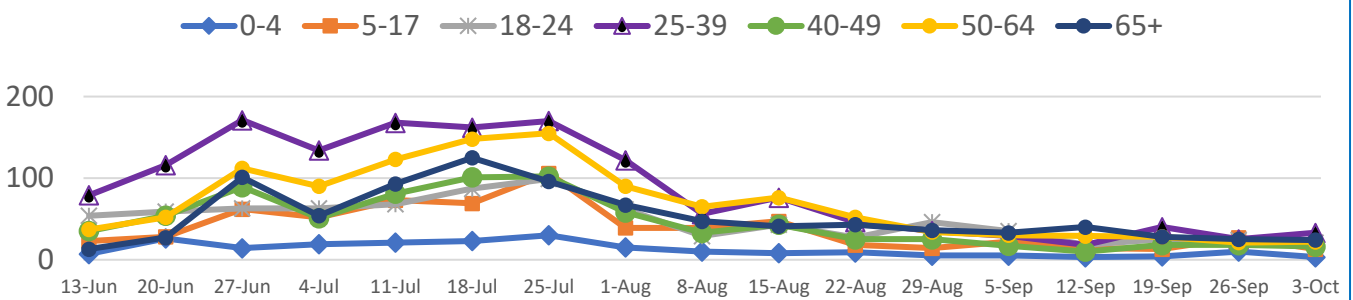
**Total Incidence**  
(cases per 100,000)  
**3144.0**

**\*Test Positivity Rate**  
**6.2%**  
(9/17-9/30)

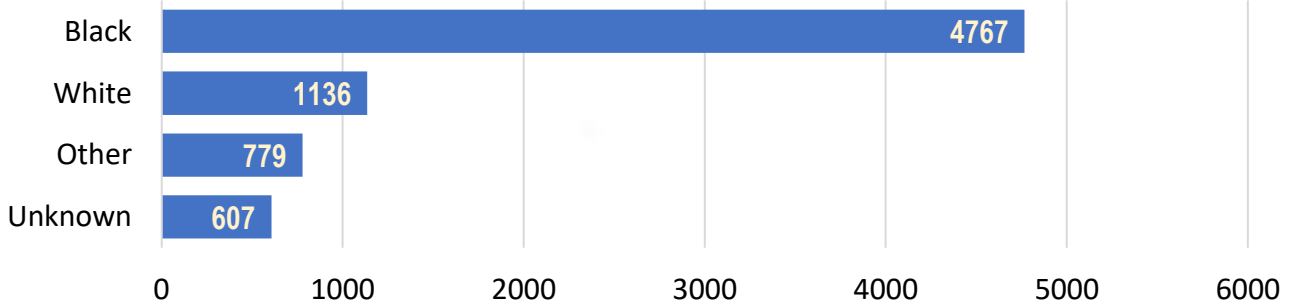
## \*\*Total Cases and Deaths, Through October 3, 2020



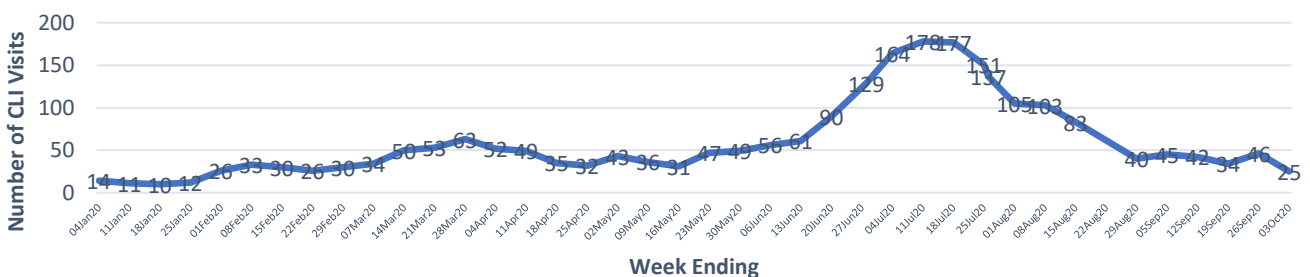
## Total Cases, By Age June-October 2020 (End of Week)



## Total Cases, By Race



## COVID-19-Like Illness (CLI) Visits Hinds County, Mississippi Jan. 04, 2020 - Oct. 03, 2020



\*Counties with test percent positivity <5.0% or with <20 tests in past 14 days: Green; test percent positivity 5.0%-10.0% or with <500 tests and <2000 tests/100k and >10% positivity over 14 days: Yellow; >10.0% and not meeting the criteria for "Green" or "Yellow": Red. Test positivity is rounded to the nearest tenth of a percent before classifying. Reference: [Centers for Medicare and Medicaid Services](https://www.cms.gov/medicare/medicaid-support/medicaid-services)

\*\*Provisional Data: Illnesses occurring during the last two weeks may not yet have been reported and/or represented.