

# CALHOUN COUNTY WEEKLY COVID-19 SNAPSHOT



WEEK ENDING OCTOBER 10, 2020

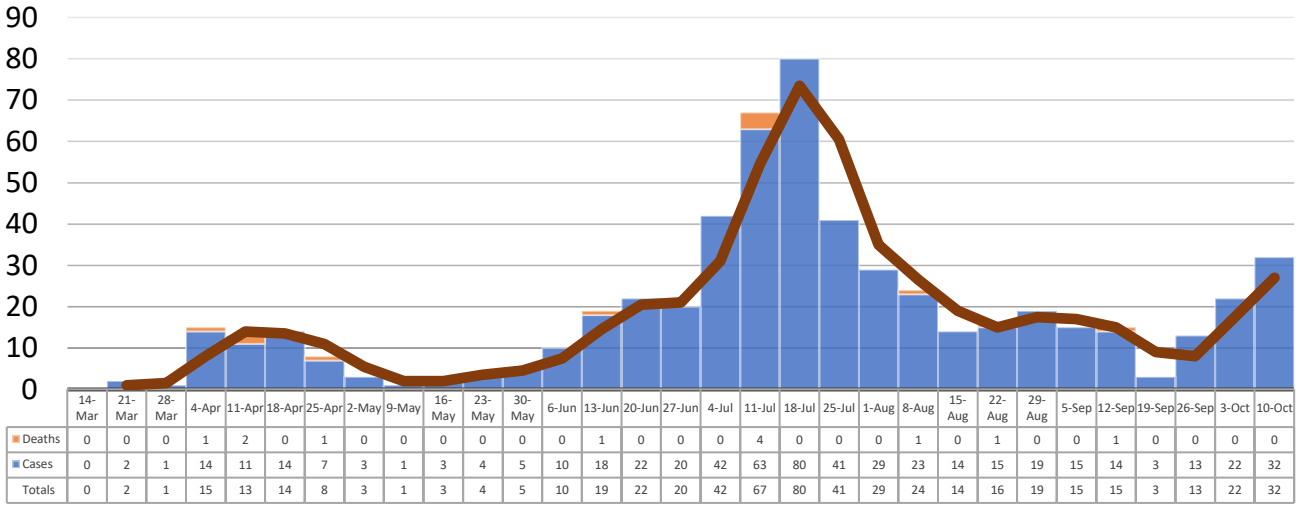
**Total Cases**  
**574**

**Total Deaths**  
**12**

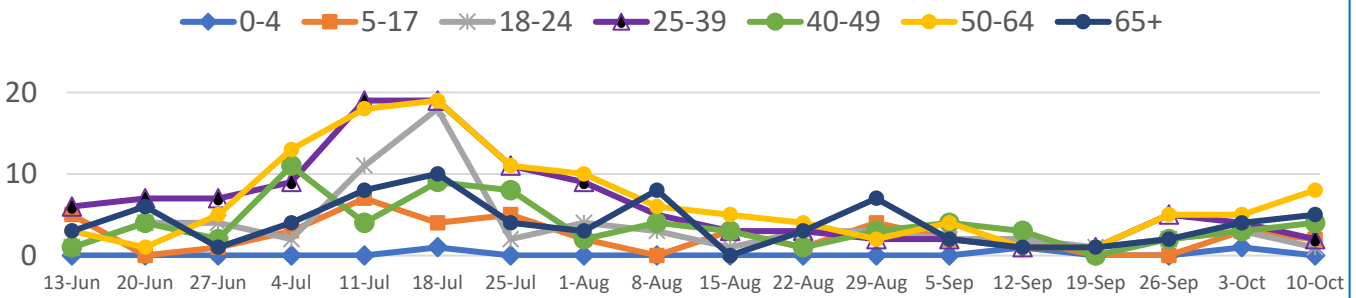
**Total Incidence**  
(cases per 100,000)  
**3996.9**

**\*Test Positivity Rate**  
**10.4%**  
(9/24-10/7)

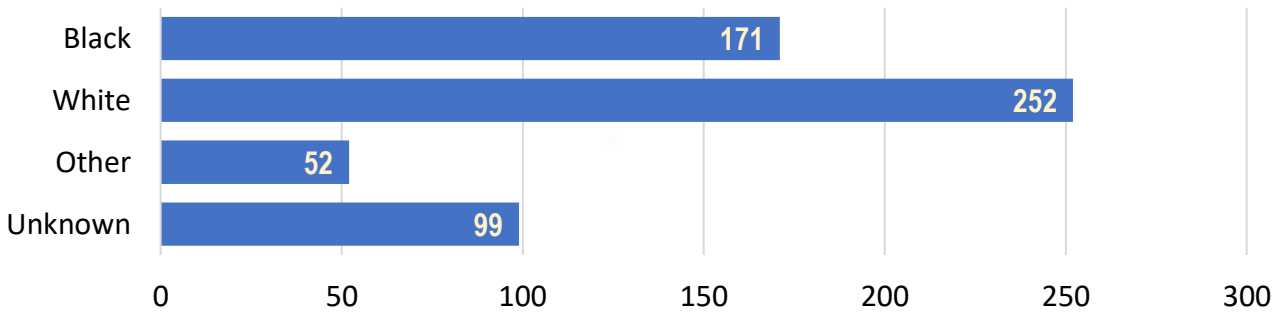
**\*\*Total Cases and Deaths, Through October 3, 2020**



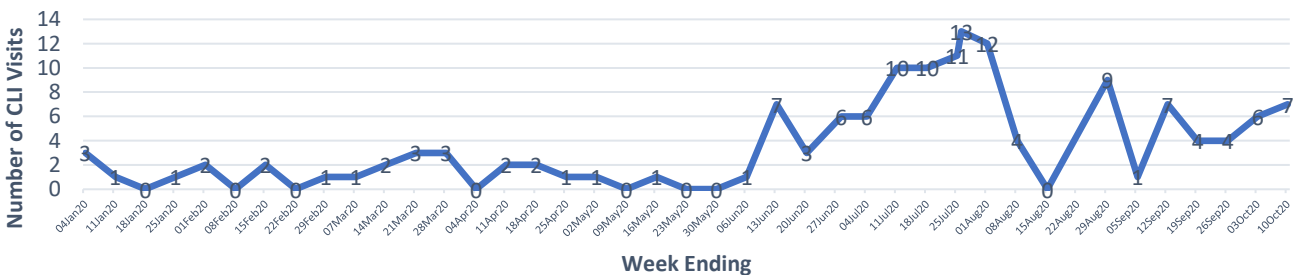
**Total Cases, By Age**  
**June-October 2020 (End of Week)**



**Total Cases, By Race**



**COVID-19-Like Illness (CLI) Visits**  
**Calhoun County, Mississippi**  
**Jan. 04, 2020 - Oct. 10, 2020**



\*Counties with test percent positivity <5.0% or with <20 tests in past 14 days: Green; test percent positivity 5.0%-10.0% or with <500 tests and <2000 tests/100k and >10% positivity over 14 days: Yellow; >10.0% and not meeting the criteria for "Green" or "Yellow": Red. Test positivity is rounded to the nearest tenth of a percent before classifying. Reference: [Centers for Medicare and Medicaid Services](#)

\*\*Provisional Data: Illnesses occurring during the last two weeks may not yet have been reported and/or represented.