

# MADISON COUNTY WEEKLY COVID-19 SNAPSHOT

WEEK ENDING OCTOBER 10, 2020



Total Cases

3504

Total Deaths

92

Total Incidence  
(cases per 100,000)

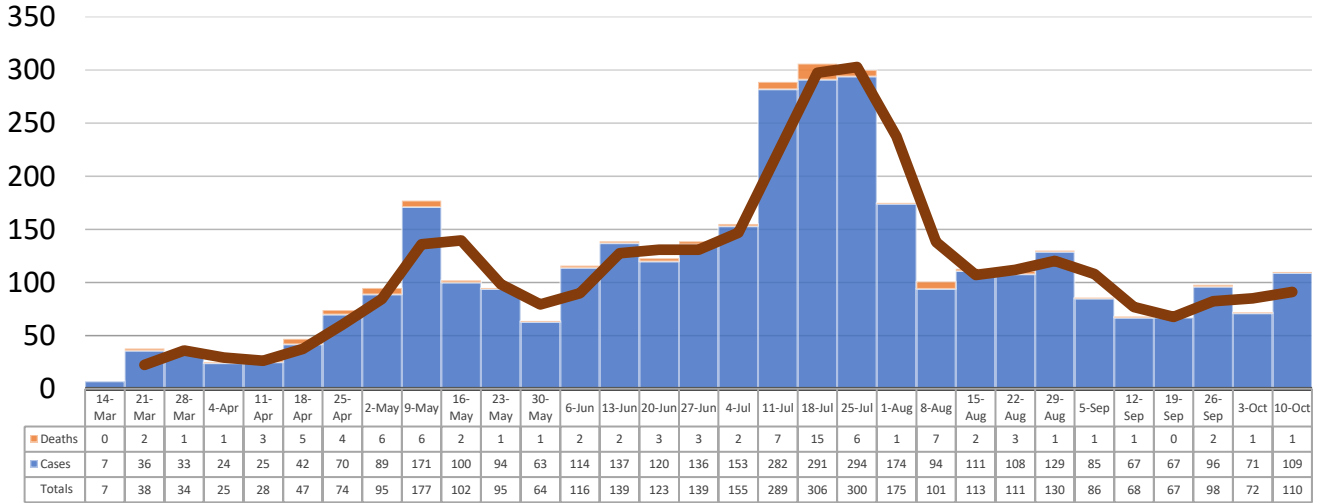
3297.2

\*Test Positivity Rate

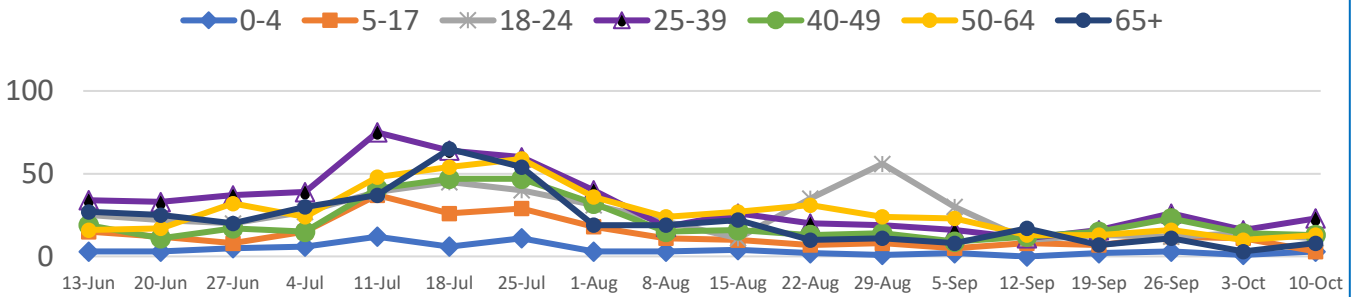
1.8%

(9/24-10/7)

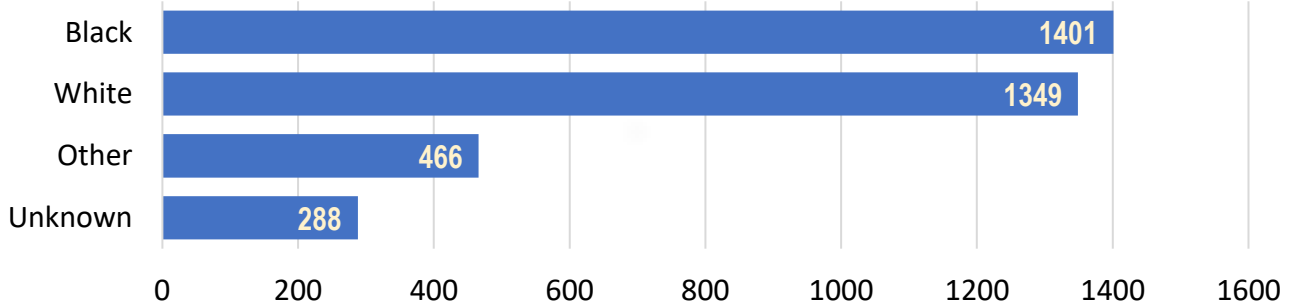
## \*\*Total Cases and Deaths, Through October 10, 2020



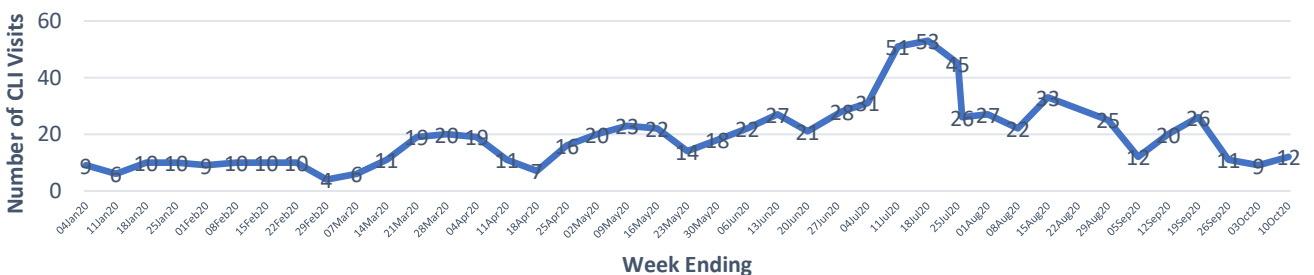
## Total Cases, By Age June-October 2020 (End of Week)



## Total Cases, By Race



## COVID-19-Like Illness (CLI) Visits Madison County, Mississippi Jan. 04, 2020 - Oct. 10, 2020



\*Counties with test percent positivity <5.0% or with <20 tests in past 14 days: Green; test percent positivity 5.0%-10.0% or with <500 tests and <2000 tests/100k and >10.0% positivity over 14 days: Yellow; >10.0% and not meeting the criteria for "Green" or "Yellow": Red. Test positivity is rounded to the nearest tenth of a percent before classifying. Reference: [Centers for Medicare and Medicaid Services](#)

\*\*Provisional Data: Illnesses occurring during the last two weeks may not yet have been reported and/or represented.