

LEE COUNTY WEEKLY COVID-19 SNAPSHOT



WEEK ENDING OCTOBER 17, 2020

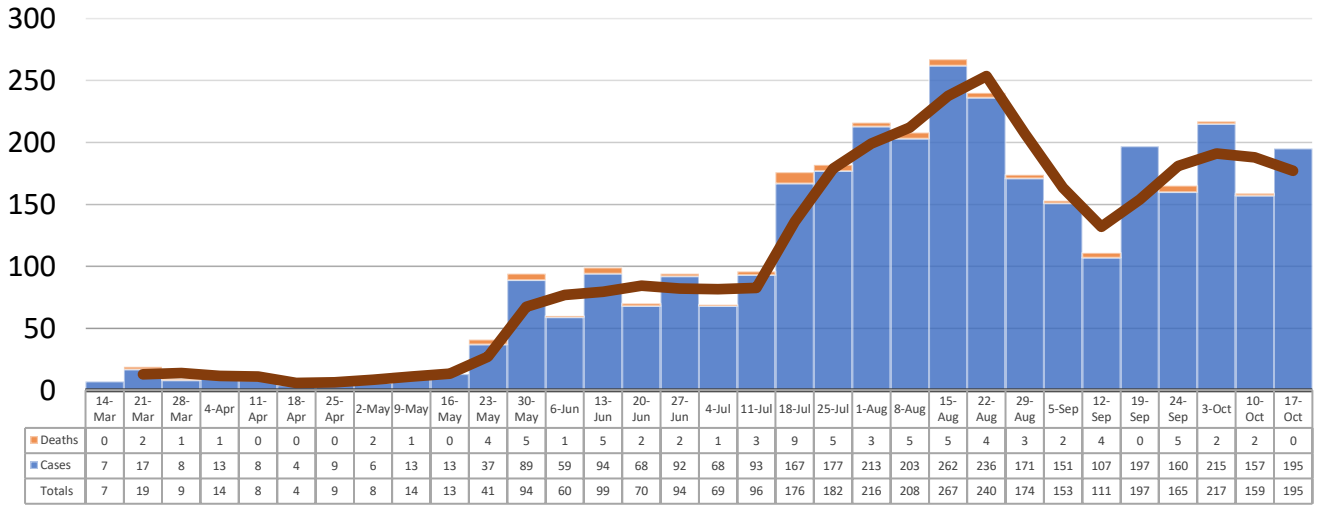
Total Cases
3405

Total Deaths
79

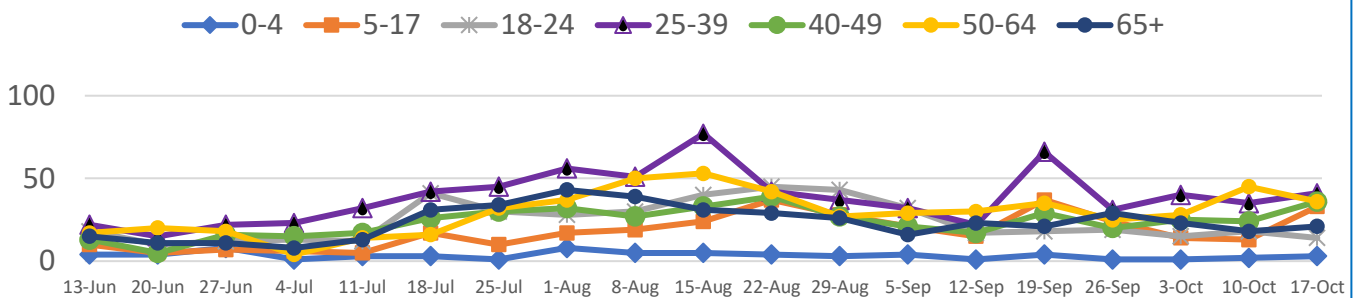
Total Incidence
(cases per 100,000)
3985.4

***Test Positivity Rate**
11.8%
(10/1-10/14)

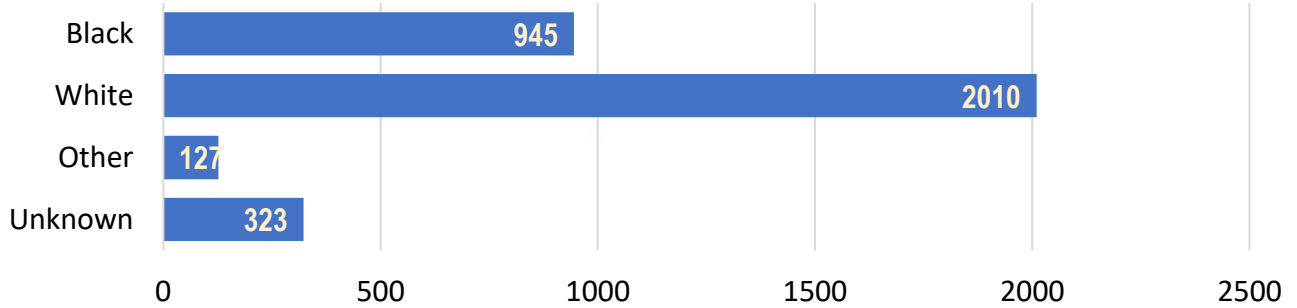
****Total Cases and Deaths, Through October 17, 2020**



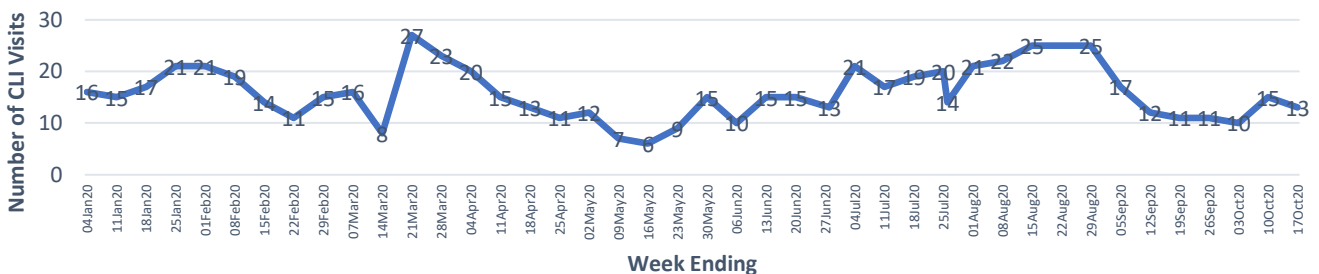
Total Cases, By Age
June-October 2020 (End of Week)



Total Cases, By Race



COVID-19-Like Illness (CLI) Visits
Lee County, Mississippi
Jan. 04, 2020 - Oct. 17, 2020



*Counties with test percent positivity <5.0% or with <20 tests in past 14 days: Green; test percent positivity 5.0%-10.0% or with <500 tests and <2000 tests/100k and >10% positivity over 14 days: Yellow; >10.0% and not meeting the criteria for "Green" or "Yellow": Red. Test positivity is rounded to the nearest tenth of a percent before classifying. Reference: [Centers for Medicare and Medicaid Services](#)

**Provisional Data: Illnesses occurring during the last two weeks may not yet have been reported and/or represented.