

# AMITE COUNTY WEEKLY COVID-19 SNAPSHOT

WEEK ENDING OCTOBER 24, 2020



Total Cases

425

Total Deaths

13

Total Incidence

(cases per 100,000)

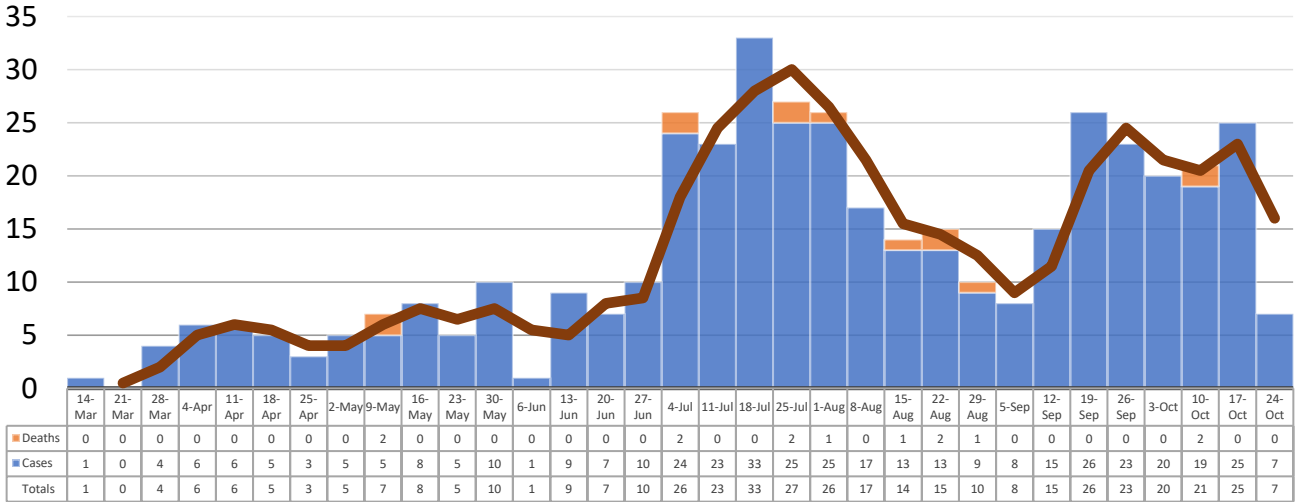
3456.1

\*Test Positivity Rate

17.1%

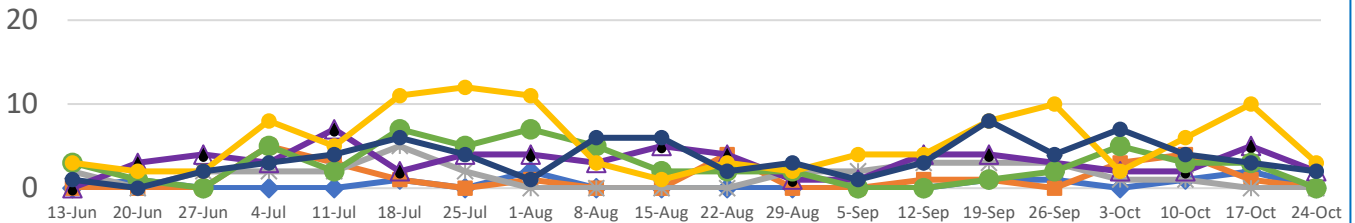
(10/8-10/21)

\*\*Total Cases and Deaths, Through October 24, 2020



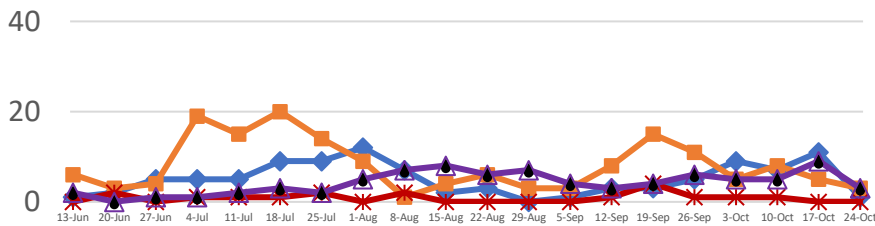
Total Cases, By Age  
June-October 2020 (End of Week)

0-4 5-17 18-24 25-39 40-49 50-64 65+



Total Cases, By Race  
June-October 2020 (End of Week)

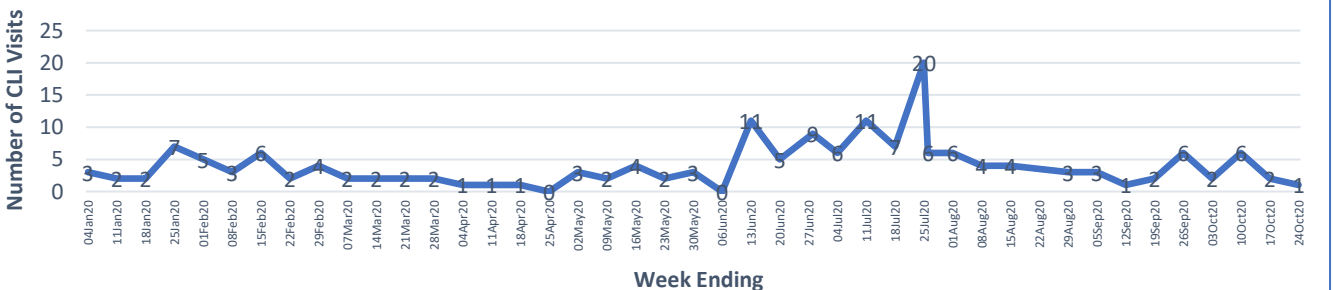
Black White Other Unknown



10/18/20 – 10/24/2020

# Cases via Community Transmission	7
# Cases via Outbreaks	0
Type of Outbreak(s)	NA

COVID-19-Like Illness (CLI) Visits  
Amite County, Mississippi  
Jan. 04, 2020 - Oct. 24, 2020



\*Counties with test percent positivity <5.0% or with <20 tests in past 14 days: Green; test percent positivity 5.0%-10.0% or with <500 tests and <2000 tests/100k and >10% positivity over 14 days: Yellow; >10.0% and not meeting the criteria for "Green" or "Yellow": Red. Test positivity is rounded to the nearest tenth of a percent before classifying. Reference: [Centers for Medicare and Medicaid Services](https://www.cms.gov/medicare/medicaid-support/medicaid-services)

\*\*Provisional Data: Illnesses occurring during the last two weeks may not yet have been reported and/or represented.