

# SIMPSON COUNTY WEEKLY COVID-19 SNAPSHOT

WEEK Ending October 24, 2020



Total Cases

1215

Total Deaths

49

Total Incidence

(cases per 100,000)

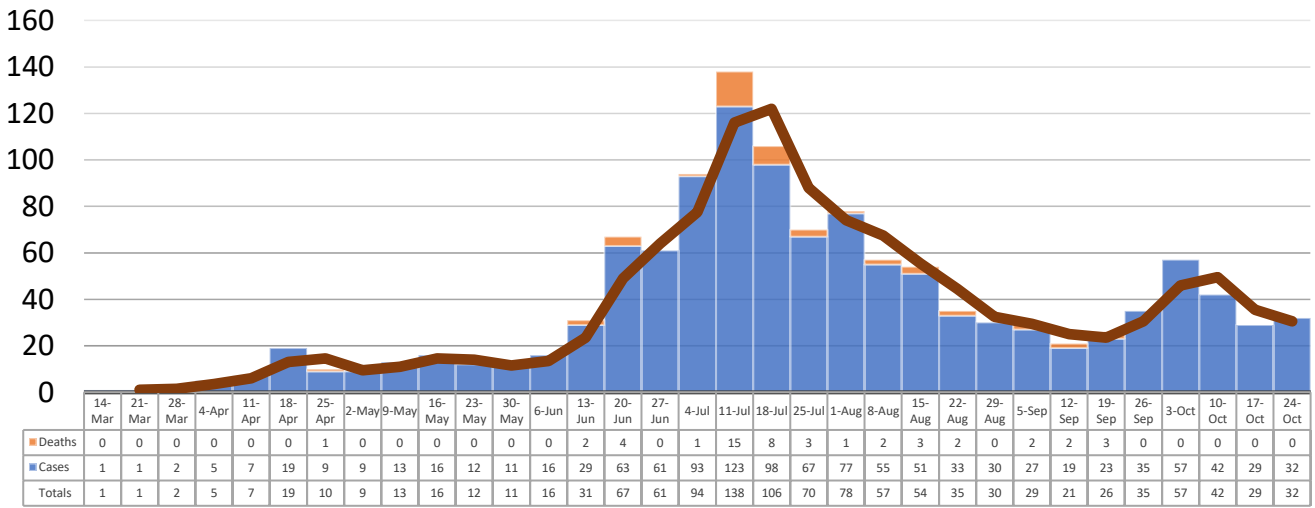
4557.7

\*Test Positivity Rate

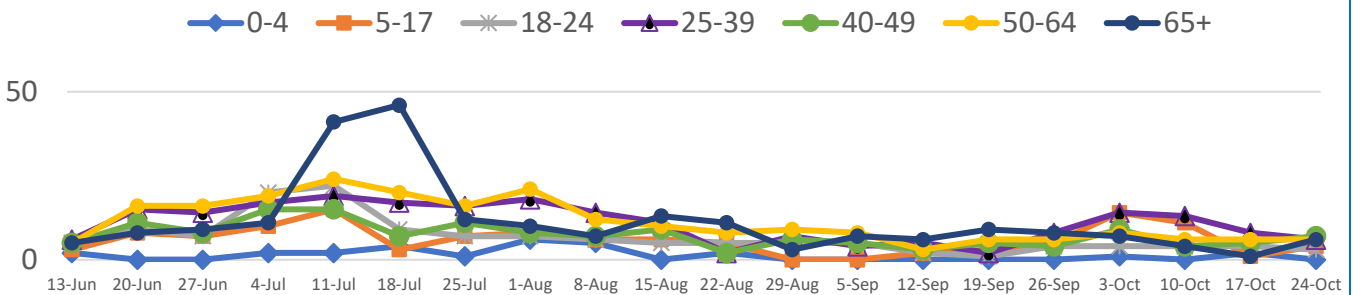
3.3%

(10/8-10/21)

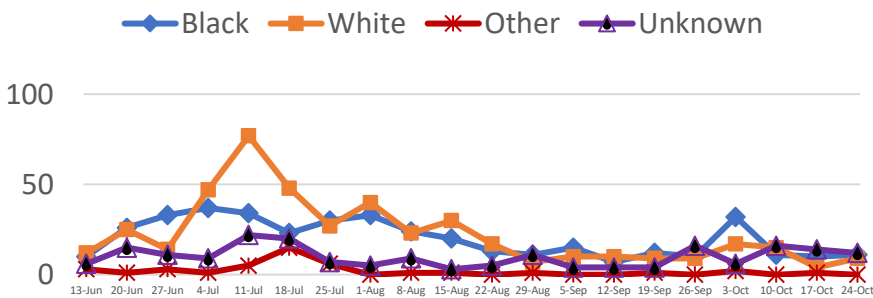
## \*\*Total Cases and Deaths, Through October 24, 2020



## Total Cases, By Age June-October 2020 (End of Week)



## Total Cases, By Race June-October 2020 (End of Week)



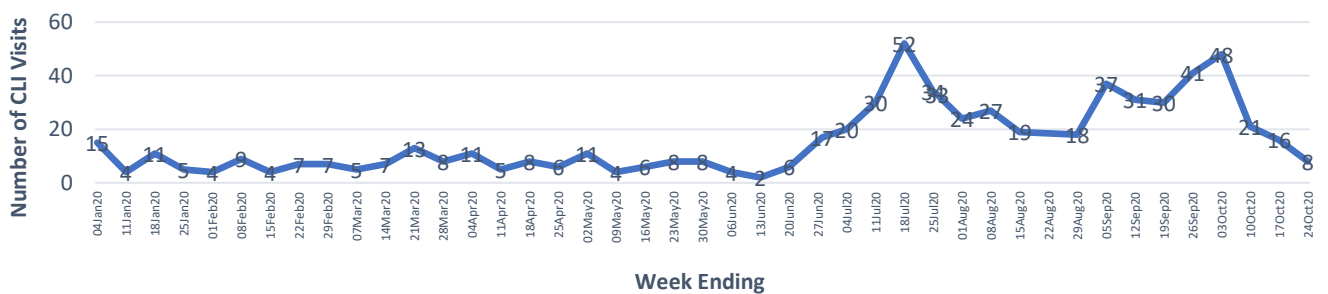
### 10/18/20 – 10/24/2020

# Cases via Community Transmission: 30

# Cases via Outbreaks: 2

|                     |          |
|---------------------|----------|
| Type of Outbreak(s) | LTCF     |
|                     | Res Car. |
|                     |          |

## COVID-19-Like Illness (CLI) Visits Simpson County, Mississippi Jan. 04, 2020 - Oct. 24, 2020



\*Counties with test percent positivity <5.0% or with <20 tests in past 14 days: Green; test percent positivity 5.0%-10.0% or with <500 tests and <2000 tests/100k and >10% positivity over 14 days: Yellow; >10.0% and not meeting the criteria for "Green" or "Yellow": Red. Test positivity is rounded to the nearest tenth of a percent before classifying. Reference: [Centers for Medicare and Medicaid Services](#)

\*\*Provisional Data: Illnesses occurring during the last two weeks may not yet have been reported and/or represented.