

FRANKLIN COUNTY WEEKLY COVID-19 SNAPSHOT

WEEK ENDING OCTOBER 31, 2020



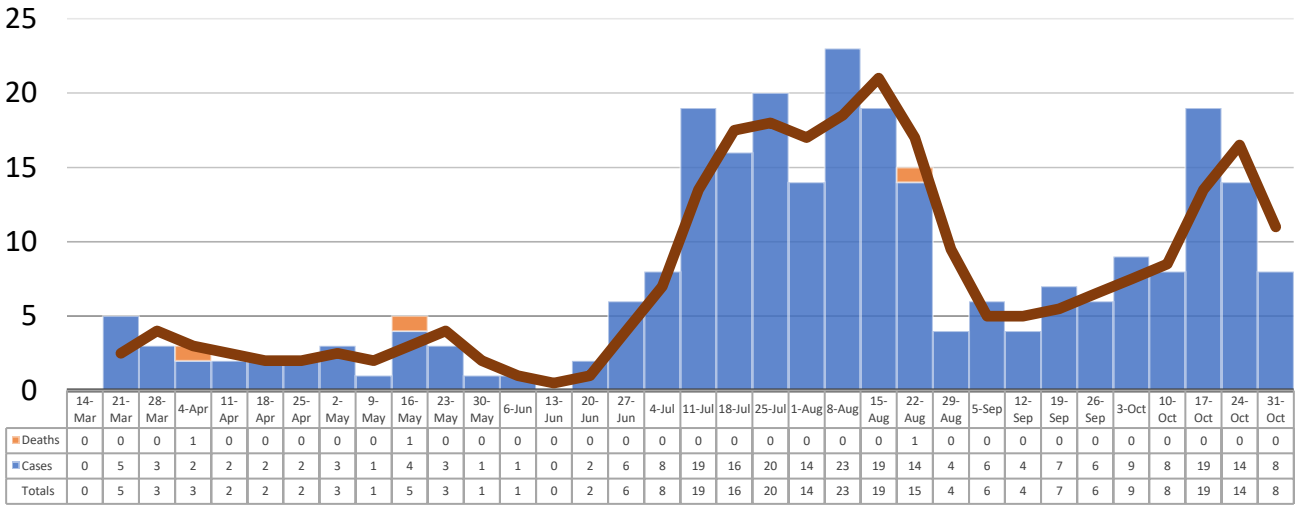
Total Cases
258

Total Deaths
3

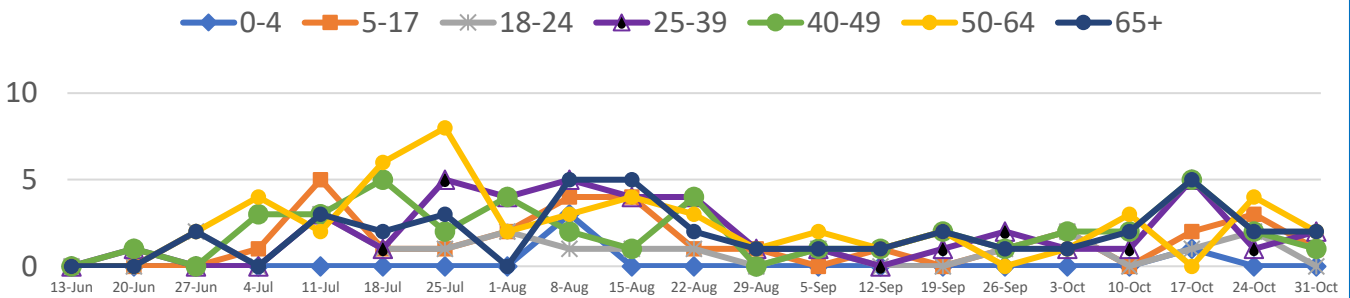
Total Incidence
(cases per 100,000)
3345.0

***Test Positivity Rate**
15.5%
(10/15-10/28)

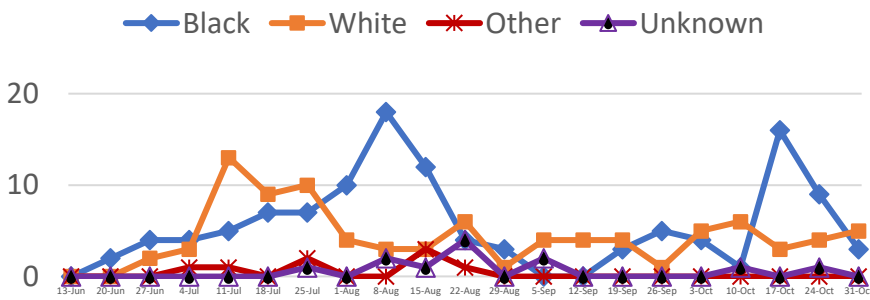
****Total Cases and Deaths, Through October 31, 2020**



Total Cases, By Age
June-October 2020 (End of Week)



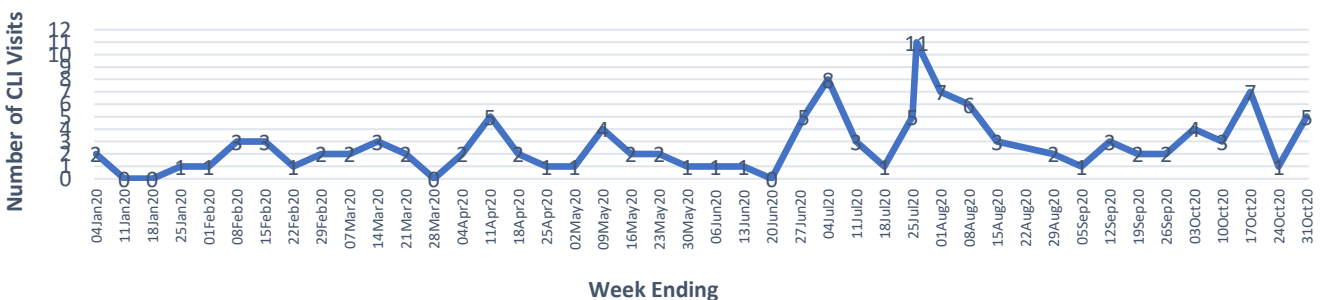
Total Cases, By Race
June-October 2020 (End of Week)



10/25/20 – 10/31/2020

# Cases via Community Transmission	8
# Cases via Outbreaks	0
Type of Outbreak(s)	NA

COVID-19-Like Illness (CLI) Visits
Franklin County, Mississippi
Jan. 04, 2020 - Oct. 31, 2020



*Counties with test percent positivity <5.0% or with <20 tests in past 14 days: Green; test percent positivity 5.0%-10.0% or with <500 tests and <2000 tests/100k and >10% positivity over 14 days: Yellow; >10.0% and not meeting the criteria for "Green" or "Yellow": Red. Test positivity is rounded to the nearest tenth of a percent before classifying. Reference: [Centers for Medicare and Medicaid Services](#)

**Provisional Data: Illnesses occurring during the last two weeks may not yet have been reported and/or represented.