

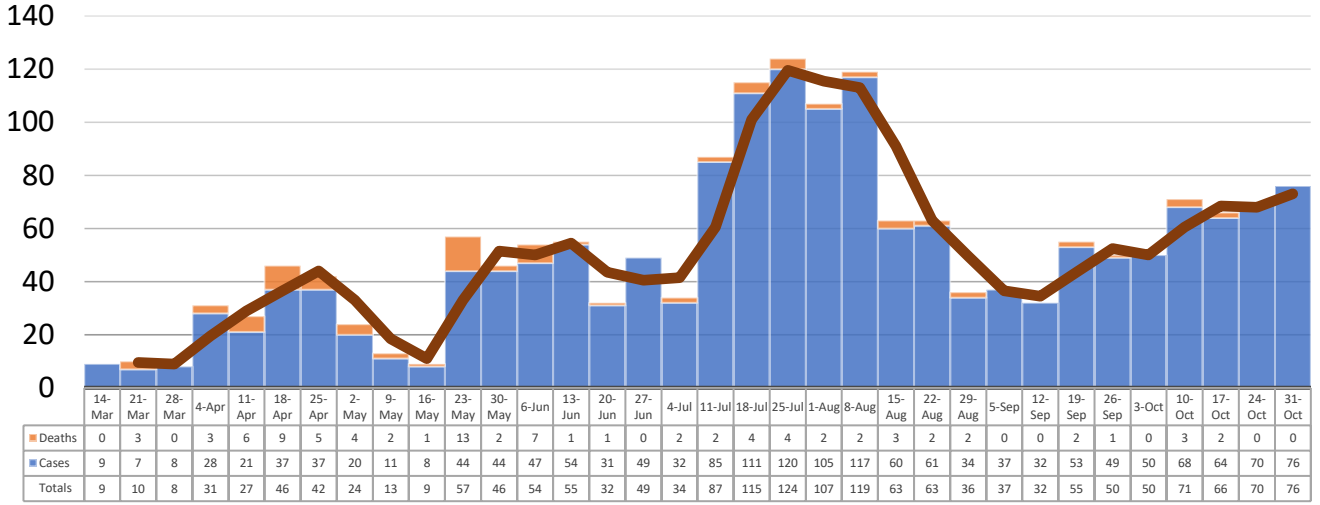
LEFLORE COUNTY WEEKLY COVID-19 SNAPSHOT

WEEK ENDING OCTOBER 31, 2020

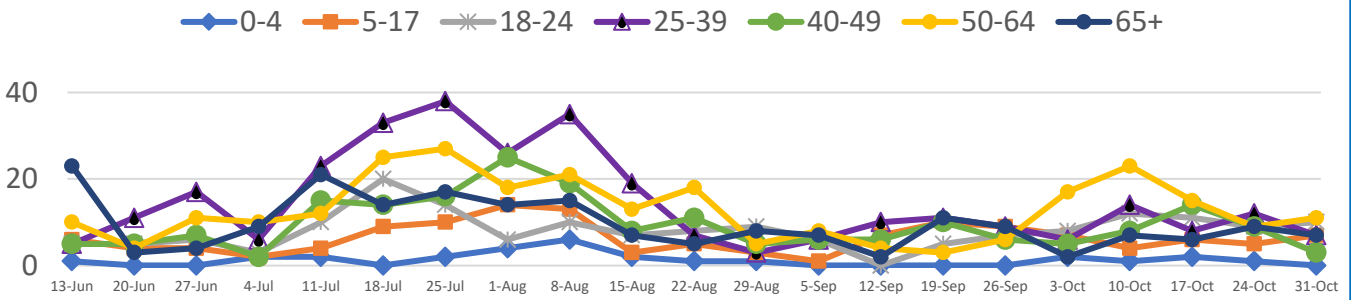


| | | | |
|--|---|--|---|
| Total Cases 1767 | Total Deaths 88 | Total Incidence <small>(cases per 100,000)</small> 6269.7 | *Test Positivity Rate 15.3% <small>(10/15-10/28)</small> |
|--|---|--|---|

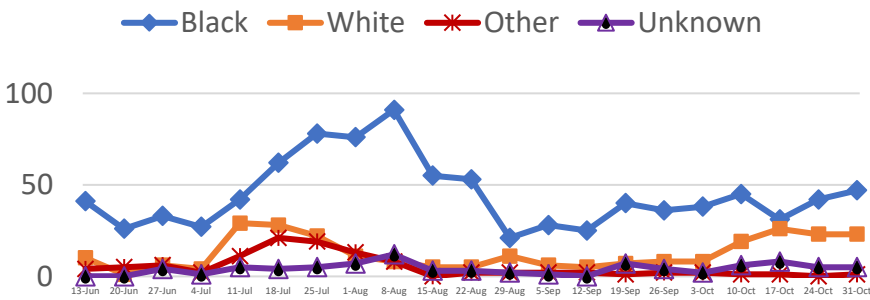
****Total Cases and Deaths, Through October 31, 2020**



Total Cases, By Age
June-October 2020 (End of Week)



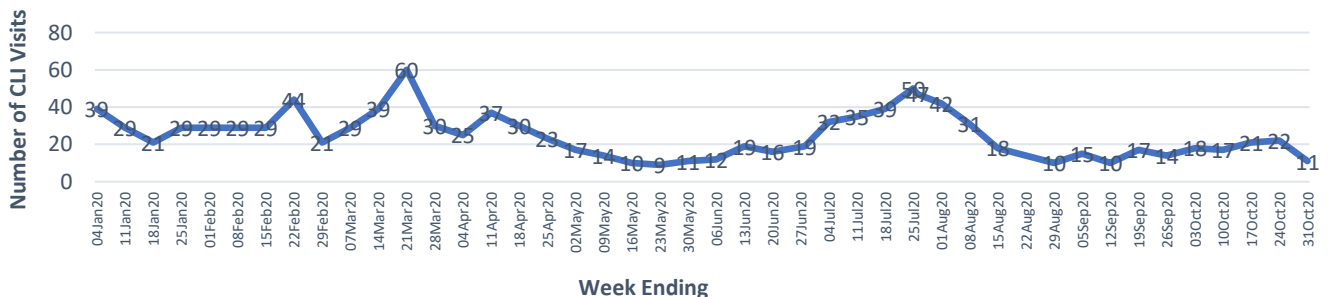
Total Cases, By Race
June-October 2020 (End of Week)



10/25/20 – 10/31/2020

| | |
|------------------------------------|------|
| # Cases via Community Transmission | 75 |
| # Cases via Outbreaks | 1 |
| Type of Outbreak(s) | LTCF |

COVID-19-Like Illness (CLI) Visits
LeFlore County, Mississippi
Jan. 04, 2020 - Oct. 31, 2020



*Counties with test percent positivity <5.0% or with <20 tests in past 14 days: Green; test percent positivity 5.0%-10.0% or with <500 tests and <2000 tests/100k and >10% positivity over 14 days: Yellow; >10.0% and not meeting the criteria for "Green" or "Yellow": Red. Test positivity is rounded to the nearest tenth of a percent before classifying. Reference: [Centers for Medicare and Medicaid Services](#)

**Provisional Data: Illnesses occurring during the last two weeks may not yet have been reported and/or represented.