

# NOXUBEE COUNTY WEEKLY COVID-19 SNAPSHOT

Week Ending October 31, 2020



Total Cases

606

Total Deaths

17

Total Incidence

(cases per 100,000)

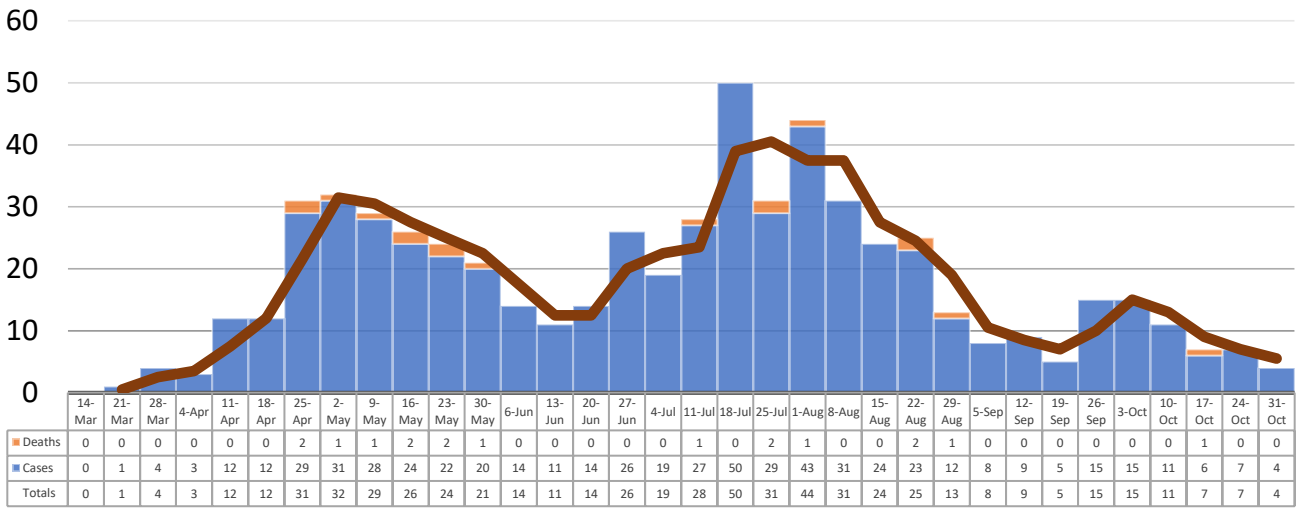
5817.4

\*Test Positivity Rate

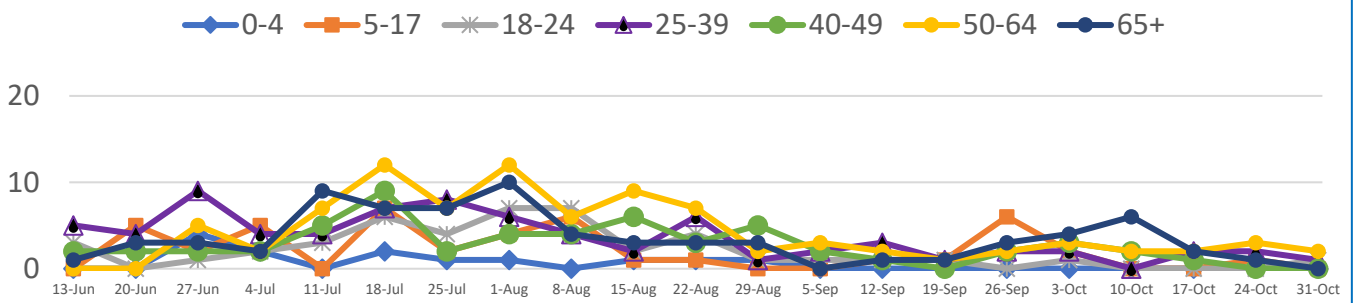
3.2%

(10/15-10/28)

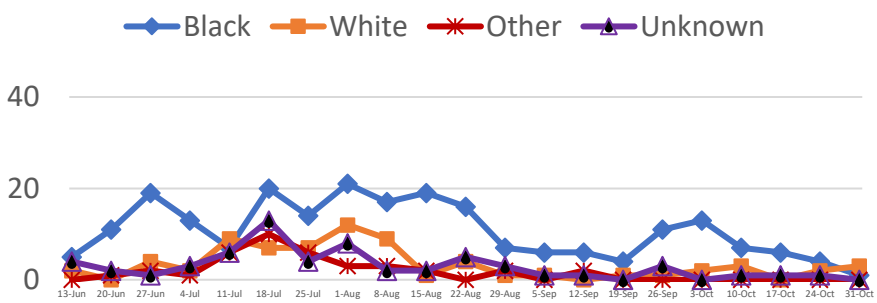
**\*\*Total Cases and Deaths, Through October 31, 2020**



**Total Cases, By Age  
June-October 2020 (End of Week)**



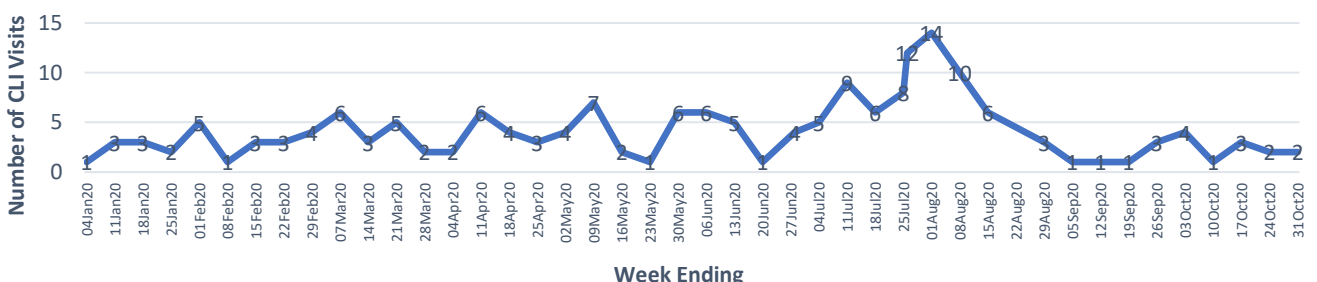
**Total Cases, By Race  
June-October 2020 (End of Week)**



**10/25/20 – 10/31/2020**

# Cases via Community Transmission	4
# Cases via Outbreaks	0
Type of Outbreak(s)	NA

**COVID-19-Like Illness (CLI) Visits  
Noxubee County, Mississippi  
Jan. 04, 2020 - Oct. 31, 2020**



\*Counties with test percent positivity <5.0% or with <20 tests in past 14 days: Green; test percent positivity 5.0%-10.0% or with <500 tests and <2000 tests/100k and >10% positivity over 14 days: Yellow; >10.0% and not meeting the criteria for "Green" or "Yellow": Red. Test positivity is rounded to the nearest tenth of a percent before classifying. Reference: [Centers for Medicare and Medicaid Services](#)

\*\*Provisional Data: Illnesses occurring during the last two weeks may not yet have been reported and/or represented.