

# WASHINGTON COUNTY WEEKLY COVID-19 SNAPSHOT

WEEK ENDING OCTOBER 31, 2020



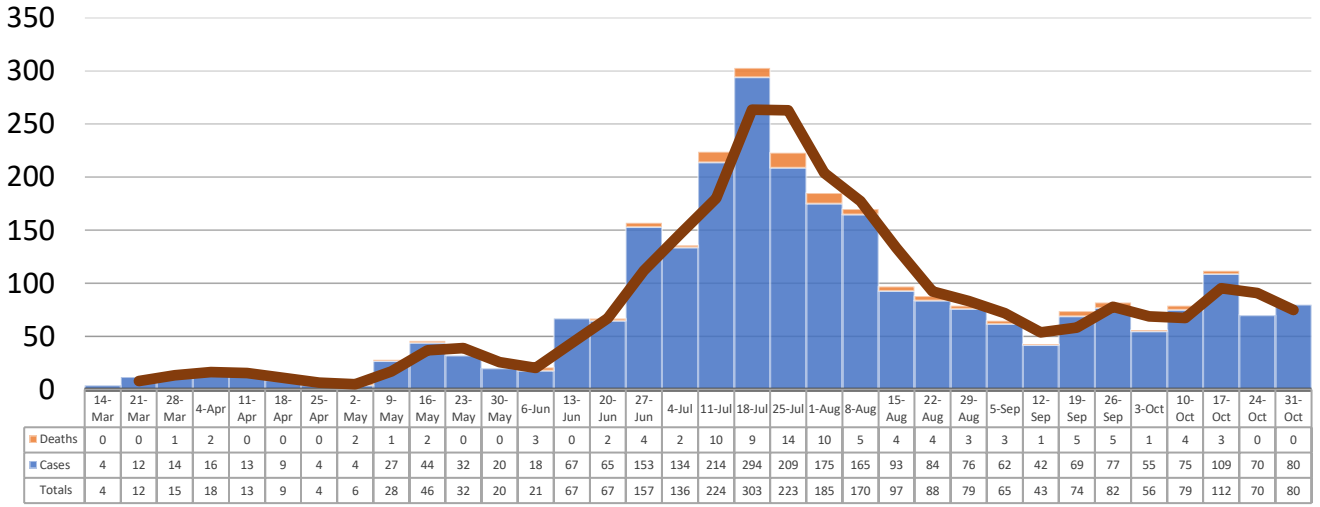
**Total Cases**  
**2689**

**Total Deaths**  
**100**

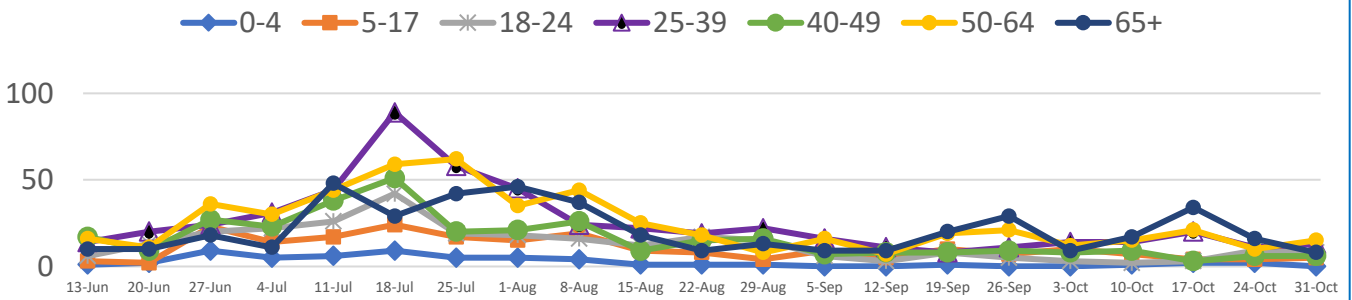
**Total Incidence**  
(cases per 100,000)  
**6124.0**

**\*Test Positivity Rate**  
**17.1%**  
(10/15-10/28)

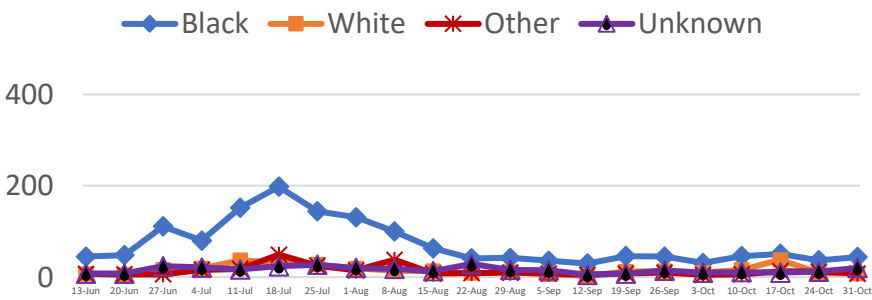
**\*\*Total Cases and Deaths, Through October 31, 2020**



**Total Cases, By Age**  
June-October 2020 (End of Week)



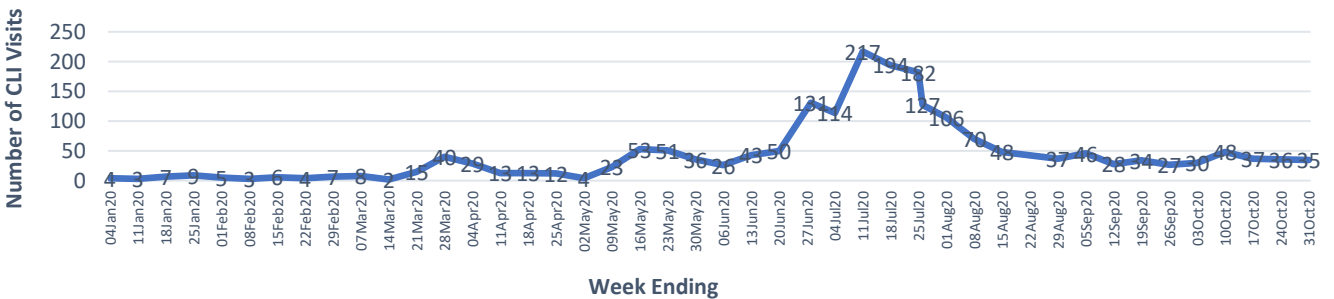
**Total Cases, By Race**  
June-October 2020 (End of Week)



**10/25/20 – 10/31/2020**

|                                    |      |
|------------------------------------|------|
| # Cases via Community Transmission | 77   |
| # Cases via Outbreaks              | 3    |
| Type of Outbreak(s)                | LTCF |

**COVID-19-Like Illness (CLI) Visits**  
Washington County, Mississippi  
Jan. 04, 2020 - Oct. 31, 2020



\*Counties with test percent positivity <5.0% or with <20 tests in past 14 days: Green; test percent positivity 5.0%-10.0% or with <500 tests and <2000 tests/100k and >10% positivity over 14 days: Yellow; >10.0% and not meeting the criteria for "Green" or "Yellow": Red. Test positivity is rounded to the nearest tenth of a percent before classifying. Reference: [Centers for Medicare and Medicaid Services](#)

\*\*Provisional Data: Illnesses occurring during the last two weeks may not yet have been reported and/or represented.