

# LAMAR COUNTY WEEKLY COVID-19 SNAPSHOT

WEEK ENDING NOVEMBER 7, 2020



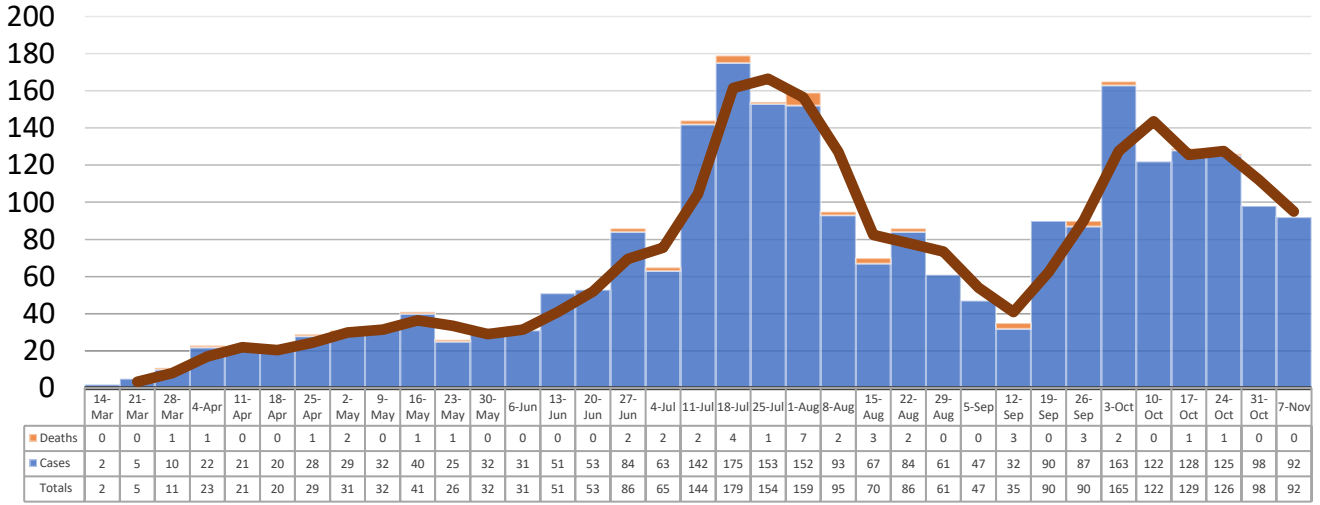
**Total Cases**  
**2502**

**Total Deaths**  
**42**

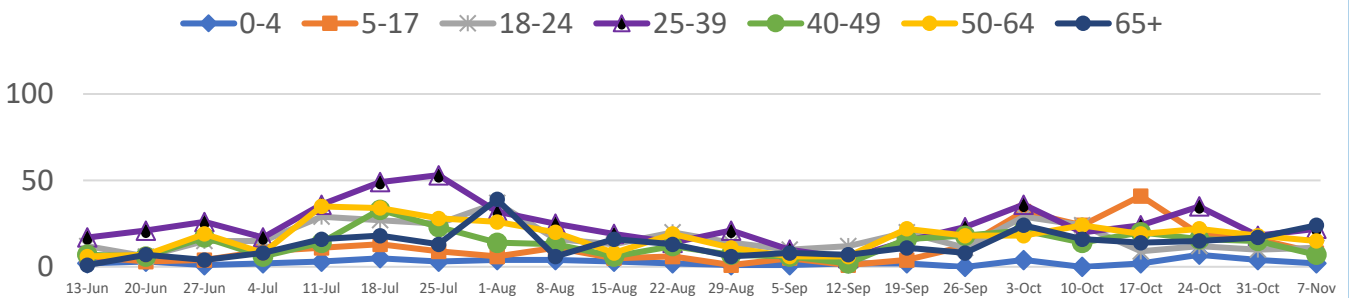
**Total Incidence**  
(cases per 100,000)  
**3949.9**

**\*Test Positivity Rate**  
**8.1%**  
(10/22-11/4)

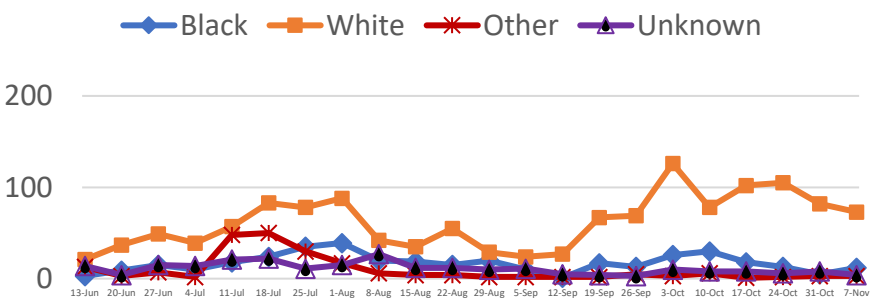
**\*\*Total Cases and Deaths, Through November 7, 2020**



**Total Cases, By Age**  
June-November 2020 (End of Week)



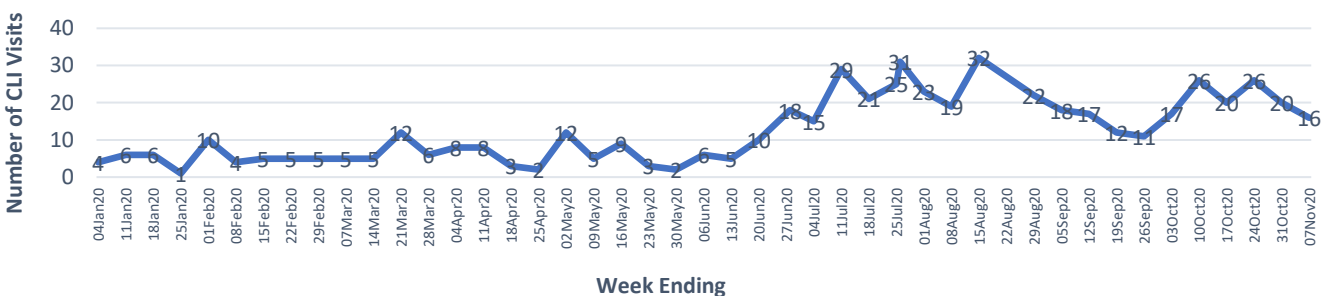
**Total Cases, By Race**  
June-November 2020 (End of Week)



**11/1/2020 – 11/7/2020**

|                                    |               |
|------------------------------------|---------------|
| # Cases via Community Transmission | 90            |
| # Cases via Outbreaks              | 2             |
| <b>Type of Outbreak</b>            | <b>Number</b> |
| College/University                 | 1             |
| Residential Care Facility          | 1             |

**COVID-19-Like Illness (CLI) Visits**  
Lamar County, Mississippi  
Jan. 04, 2020 - Nov. 07, 2020



\*Counties with test percent positivity <5.0% or with <20 tests in past 14 days: Green; test percent positivity 5.0%-10.0% or with <500 tests and <2000 tests/100k and >10% positivity over 14 days: Yellow; >10.0% and not meeting the criteria for "Green" or "Yellow": Red. Test positivity is rounded to the nearest tenth of a percent before classifying. Reference: [Centers for Medicare and Medicaid Services](#)

\*\*Provisional Data: Illnesses occurring during the last two weeks may not yet have been reported and/or represented.