

PRENTISS COUNTY WEEKLY COVID-19 SNAPSHOT

WEEK ENDING NOVEMBER 7, 2020



Total Cases

1183

Total Deaths

22

Total Incidence

(cases per 100,000)

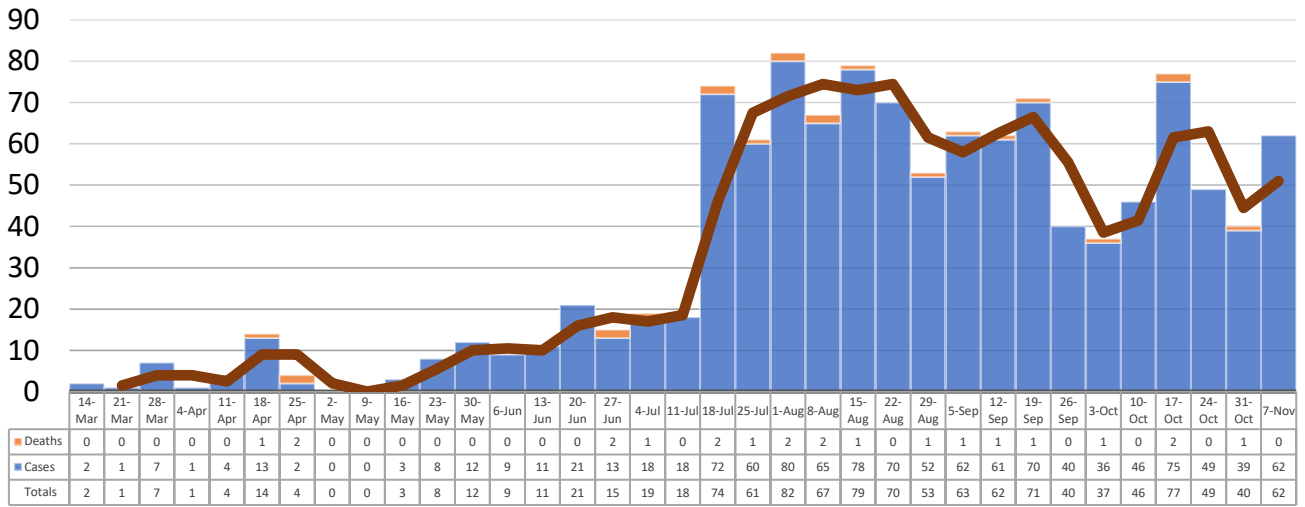
4708.3

***Test Positivity Rate**

13.4%

(10/22-11/4)

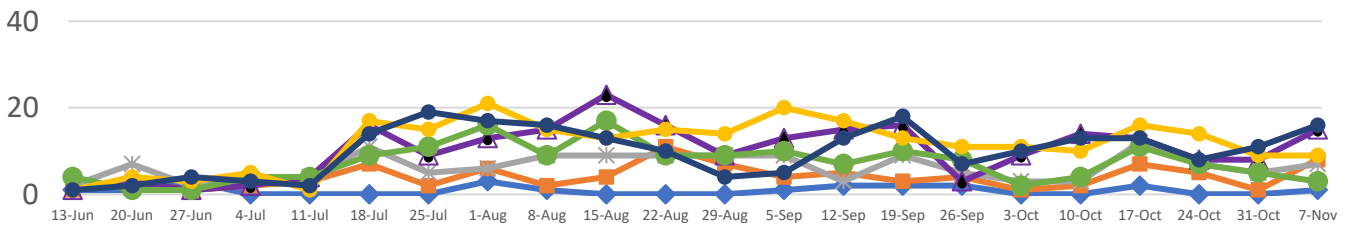
**Total Cases and Deaths, Through November 7, 2020



Total Cases, By Age

June-November 2020 (End of Week)

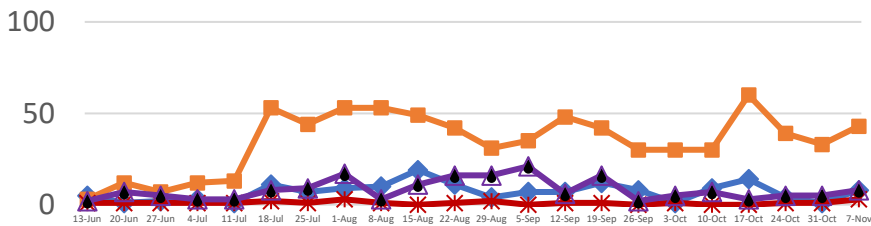
0-4 5-17 18-24 25-39 40-49 50-64 65+



Total Cases, By Race

June-November 2020 (End of Week)

Black White Other Unknown



11/1/2020 – 11/7/2020

# Cases via Community Transmission	57
------------------------------------	----

# Cases via Outbreaks	5
-----------------------	---

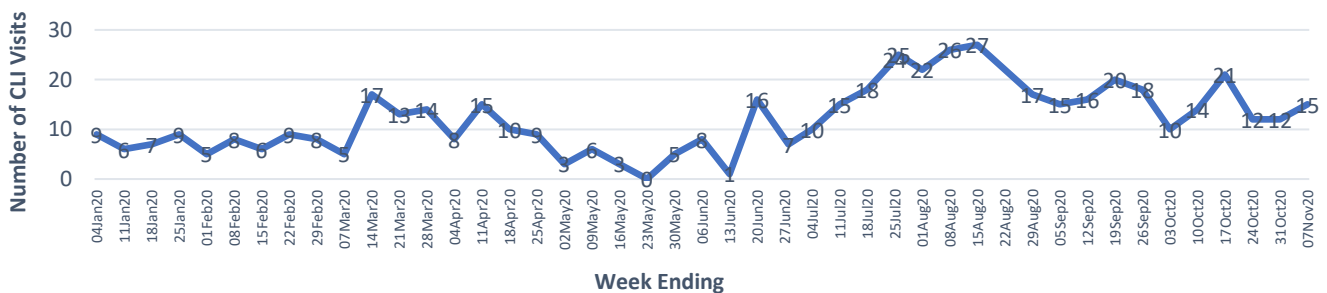
Type of Outbreak	Number
------------------	--------

LTCF	5
------	---

COVID-19-Like Illness (CLI) Visits

Prentiss County, Mississippi

Jan. 04, 2020 - Nov. 07, 2020



*Counties with test percent positivity <5.0% or with <20 tests in past 14 days: Green; test percent positivity 5.0%-10.0% or with <500 tests and <2000 tests/100k and >10% positivity over 14 days: Yellow; >10.0% and not meeting the criteria for "Green" or "Yellow": Red. Test positivity is rounded to the nearest tenth of a percent before classifying. Reference: [Centers for Medicare and Medicaid Services](https://www.cms.gov/medicare/medicaid-support/medicaid-services)

**Provisional Data: Illnesses occurring during the last two weeks may not yet have been reported and/or represented.