

# RANKIN COUNTY WEEKLY COVID-19 SNAPSHOT

WEEK ENDING NOVEMBER 7, 2020



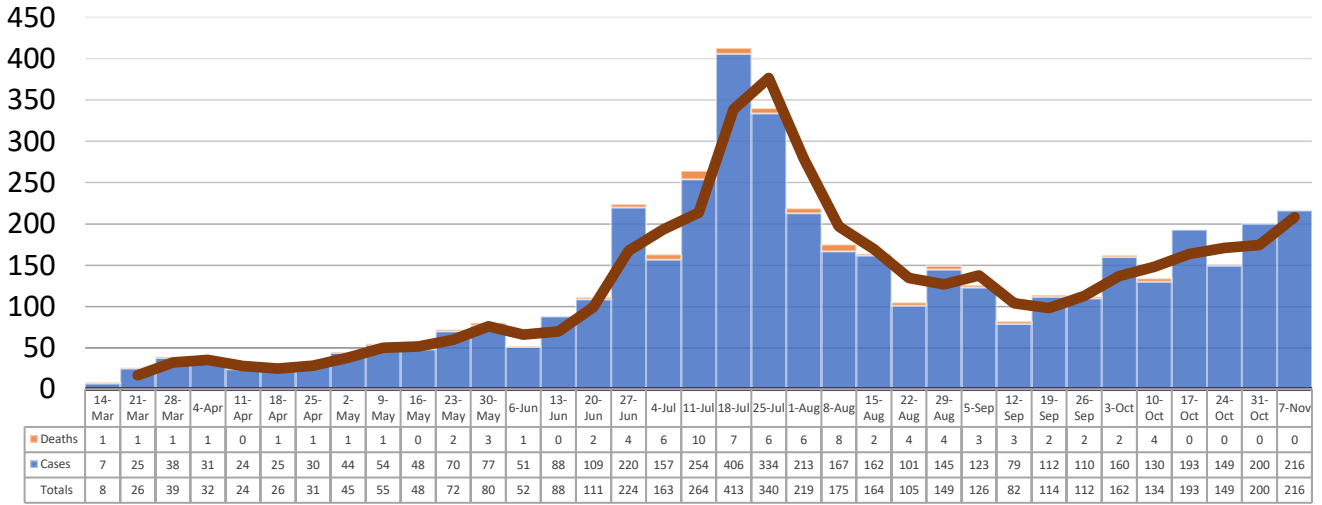
**Total Cases**  
**4444**

**Total Deaths**  
**89**

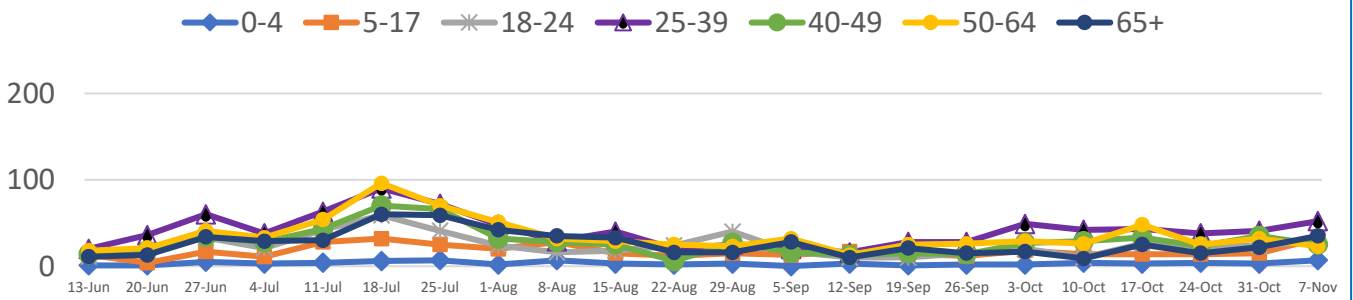
**Total Incidence**  
(cases per 100,000)  
**2862.1**

**\*Test Positivity Rate**  
**8.7%**  
(10/22-11/4)

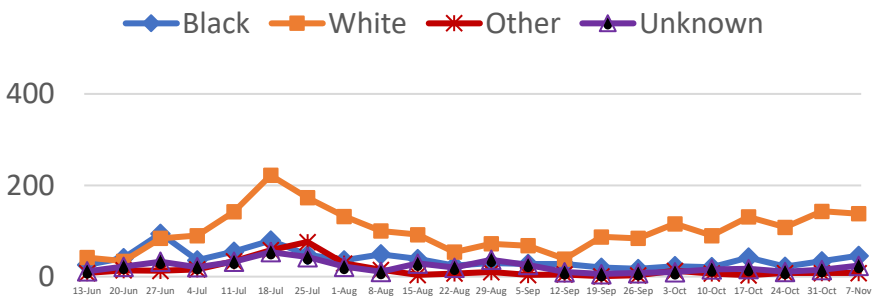
## \*\*Total Cases and Deaths, Through November 7, 2020



## Total Cases, By Age June-November 2020 (End of Week)



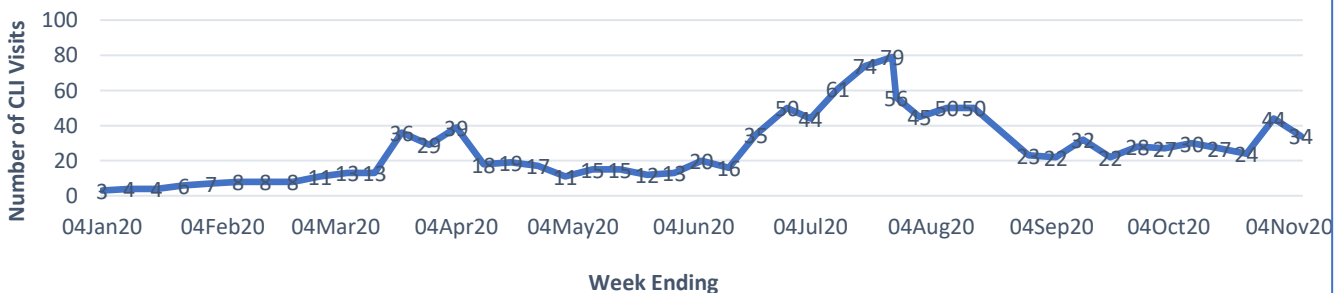
## Total Cases, By Race June-November 2020 (End of Week)



### 11/1/2020 – 11/7/2020

# Cases via Community Transmission	208
# Cases via Outbreaks	8
<b>Type of Outbreak</b>	<b>Number</b>
LTCF	7
Correctional Facility	1

## COVID-19-Like Illness (CLI) Visits Rankin County, Mississippi Jan. 04, 2020 - Nov. 07, 2020



\*Counties with test percent positivity <5.0% or with <20 tests in past 14 days: Green; test percent positivity 5.0%-10.0% or with <500 tests and <2000 tests/100k and >10% positivity over 14 days: Yellow; >10.0% and not meeting the criteria for "Green" or "Yellow": Red. Test positivity is rounded to the nearest tenth of a percent before classifying. Reference: [Centers for Medicare and Medicaid Services](https://www.cms.gov/medicare/medicaid-support/medicaid-services)

\*\*Provisional Data: Illnesses occurring during the last two weeks may not yet have been reported and/or represented.