

# SIMPSON COUNTY WEEKLY COVID-19 SNAPSHOT

WEEK Ending November 7, 2020



Total Cases

1297

Total Deaths

50

Total Incidence

(cases per 100,000)

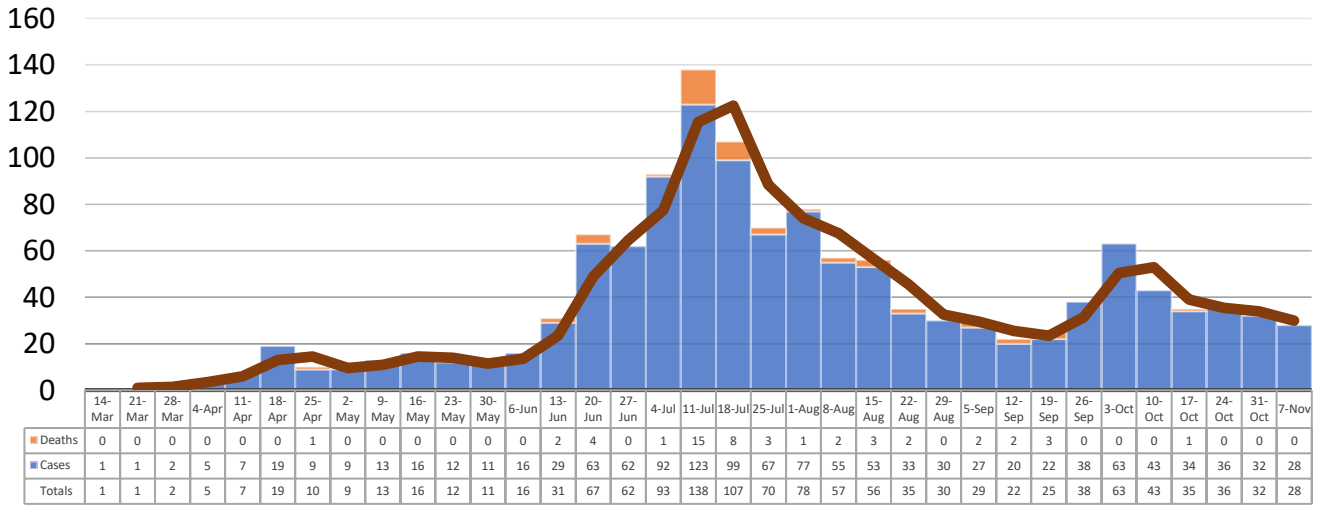
4865.3

\*Test Positivity Rate

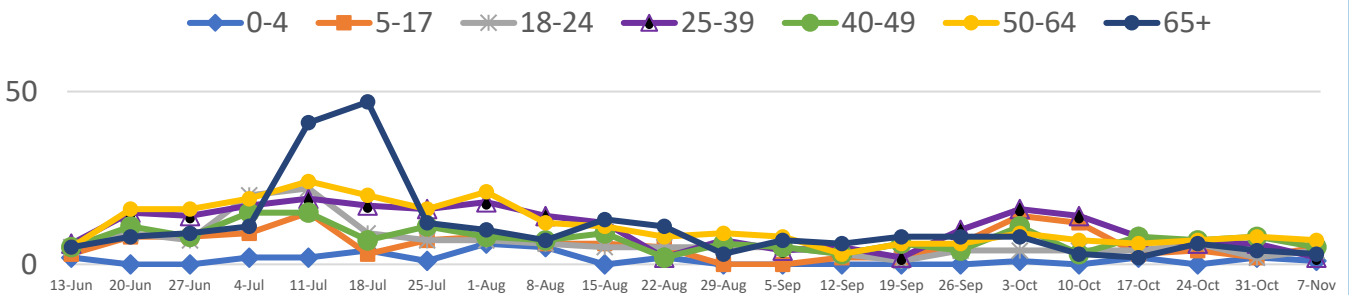
5.0%

(10/22-11/4)

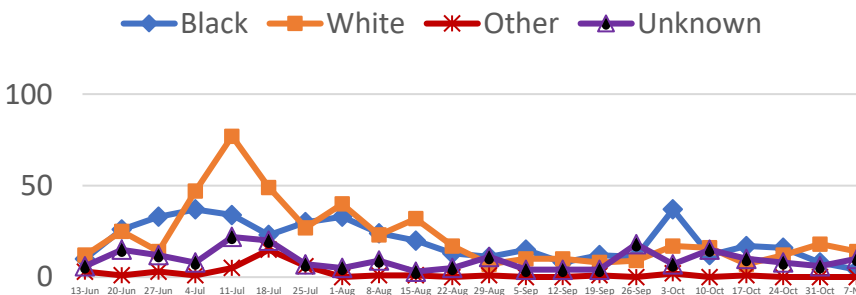
## \*\*Total Cases and Deaths, Through November 7, 2020



## Total Cases, By Age June-November 2020 (End of Week)



## Total Cases, By Race June-November 2020 (End of Week)



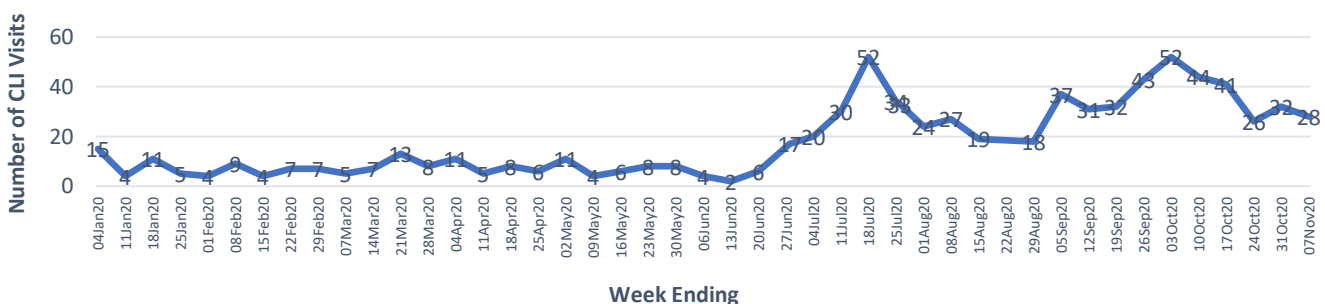
### 11/1/2020 – 11/7/2020

# Cases via Community Transmission: 28

# Cases via Outbreaks: 0

Type of Outbreak	Number
NA	

## COVID-19-Like Illness (CLI) Visits Simpson County, Mississippi Jan. 04, 2020 - Nov. 07, 2020



\*Counties with test percent positivity <5.0% or with <20 tests in past 14 days: Green; test percent positivity 5.0%-10.0% or with <500 tests and <2000 tests/100k and >10% positivity over 14 days: Yellow; >10.0% and not meeting the criteria for "Green" or "Yellow": Red. Test positivity is rounded to the nearest tenth of a percent before classifying. Reference: [Centers for Medicare and Medicaid Services](#)

\*\*Provisional Data: Illnesses occurring during the last two weeks may not yet have been reported and/or represented.