

BOLIVAR COUNTY WEEKLY COVID-19 SNAPSHOT

WEEK ENDING NOVEMBER 14, 2020



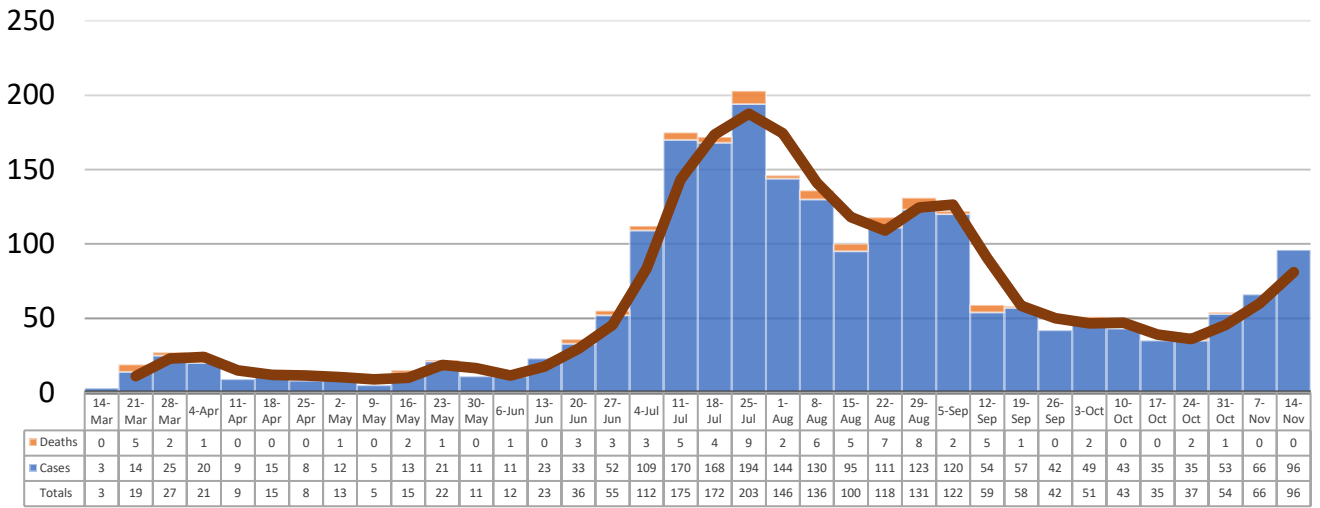
Total Cases
2251

Total Deaths
82

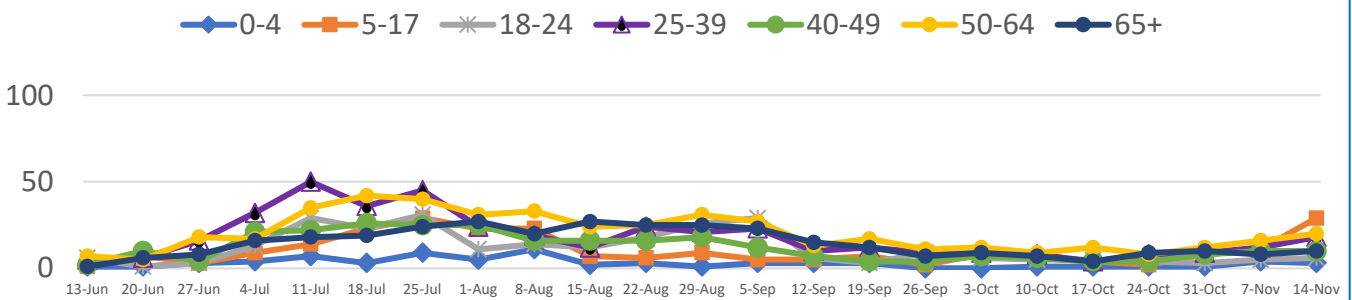
Total Incidence
(cases per 100,000)
7349.5

***Test Positivity Rate**
7.8%
(10/29-11/11)

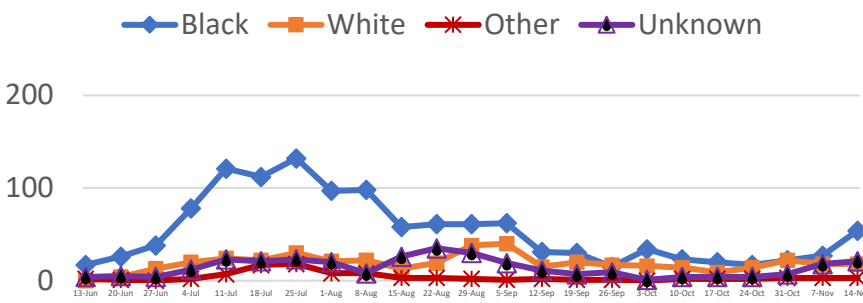
****Total Cases and Deaths, Through November 14, 2020**



Total Cases, By Age
June-November 2020 (End of Week)



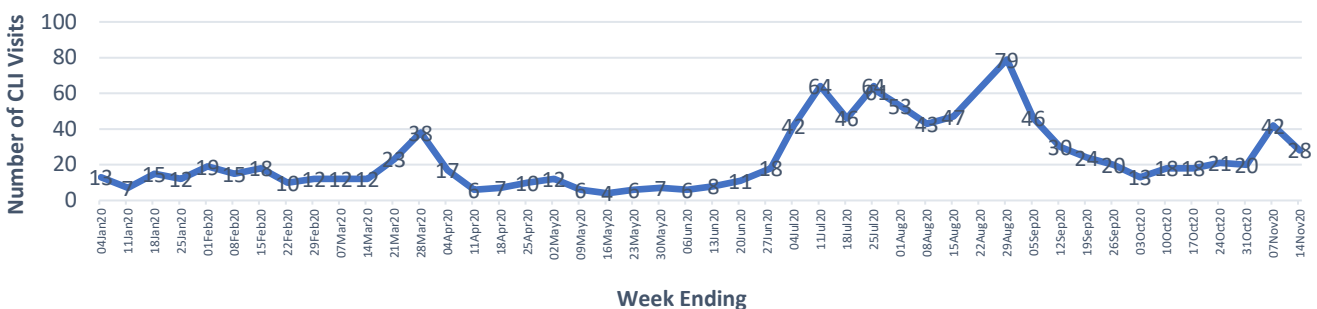
Total Cases, By Race
June-November 2020 (End of Week)



11/8/2020 – 11/14/2020

# Cases via Community Transmission	95
# Cases via Outbreaks	1
Type of Outbreak	Number
LTFC	1

COVID-19-Like Illness (CLI) Visits
Bolivar County, Mississippi
Jan. 04, 2020 - Nov. 14, 2020



*Counties with test percent positivity <5.0% or with <20 tests in past 14 days: Green; test percent positivity 5.0%-10.0% or with <500 tests and <2000 tests/100k and >10% positivity over 14 days: Yellow; >10.0% and not meeting the criteria for "Green" or "Yellow": Red. Test positivity is rounded to the nearest tenth of a percent before classifying. Reference: [Centers for Medicare and Medicaid Services](#)

**Provisional Data: Illnesses occurring during the last two weeks may not yet have been reported and/or represented.