

# CLARKE COUNTY WEEKLY COVID-19 SNAPSHOT

WEEK ENDING NOVEMBER 14, 2020



Total Cases

846

Total Deaths

53

Total Incidence

(cases per 100,000)

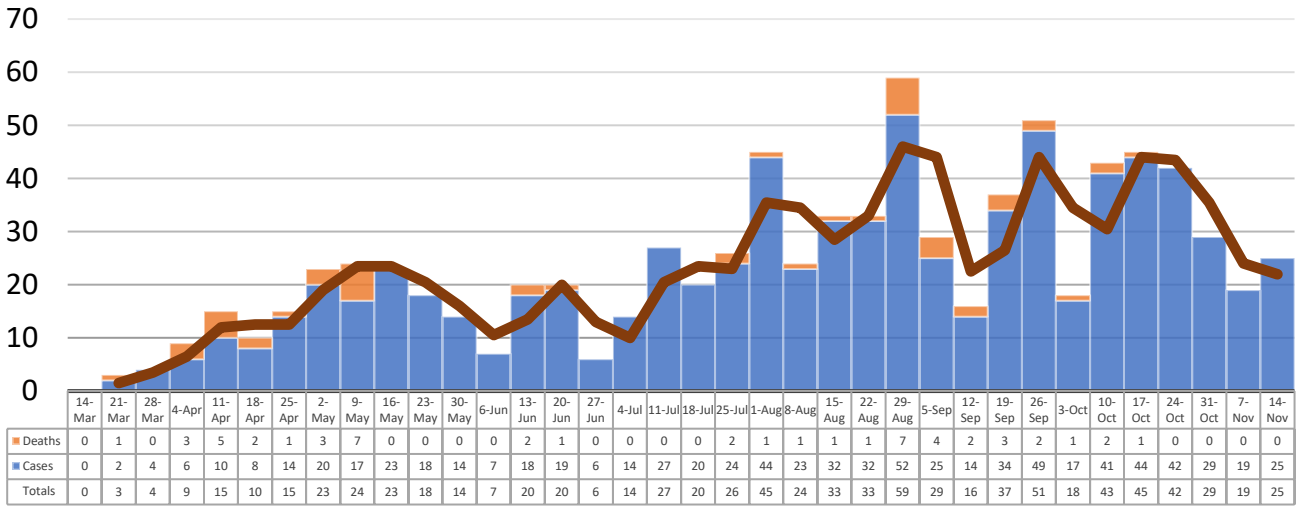
5443.7

\*Test Positivity Rate

10.5%

(10/29-11/11)

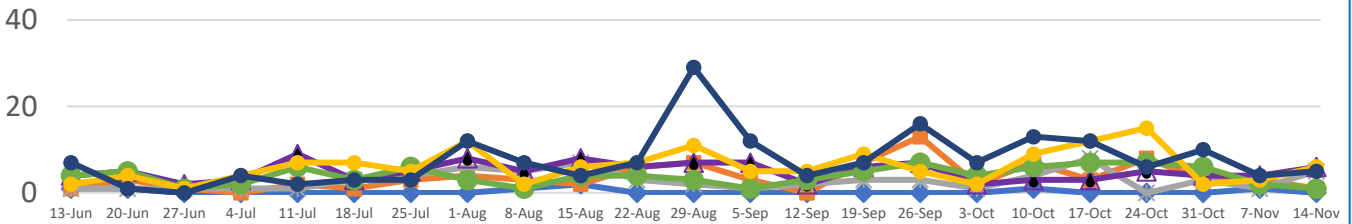
## \*\*Total Cases and Deaths, Through November 14, 2020



## Total Cases, By Age

June-November 2020 (End of Week)

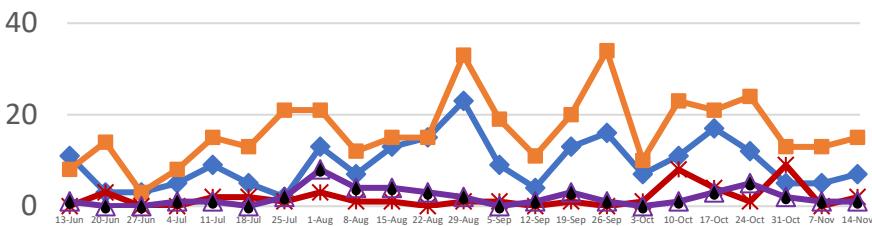
0-4 5-17 18-24 25-39 40-49 50-64 65+



## Total Cases, By Race

June-November 2020 (End of Week)

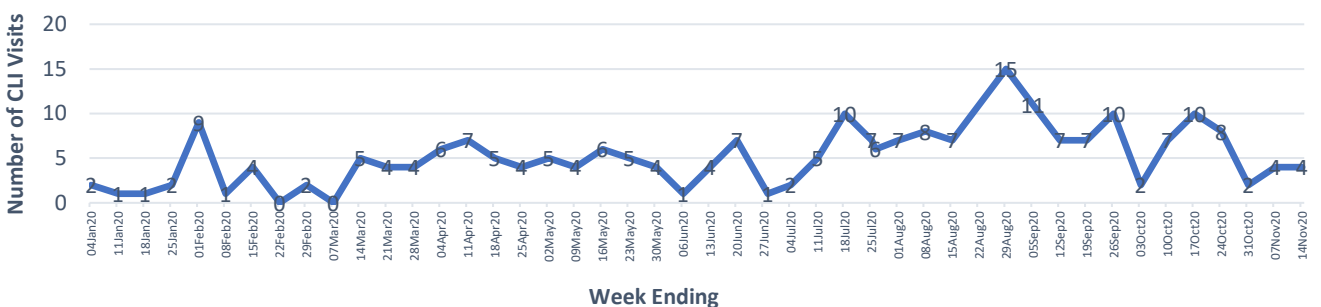
Black White Other Unknown



## 11/8/2020 – 11/14/2020

# Cases via Community Transmission	25
# Cases via Outbreaks	0
Type of Outbreak	Number
NA	

## COVID-19-Like Illness (CLI) Visits Clarke County, Mississippi Jan. 04, 2020 - Nov. 14, 2020



\*Counties with test positivity <5.0% or with <20 tests in past 14 days: Green; test percent positivity 5.0%-10.0% or with <500 tests and <2000 tests/100k and >10% positivity over 14 days: Yellow; >10.0% and not meeting the criteria for "Green" or "Yellow": Red. Test positivity is rounded to the nearest tenth of a percent before classifying. Reference: [Centers for Medicare and Medicaid Services](#)

\*\*Provisional Data: Illnesses occurring during the last two weeks may not yet have been reported and/or represented.