

COVINGTON COUNTY WEEKLY COVID-19 SNAPSHOT

WEEK ENDING NOVEMBER 14, 2020



Total Cases

1103

Total Deaths

32

Total Incidence

(cases per 100,000)

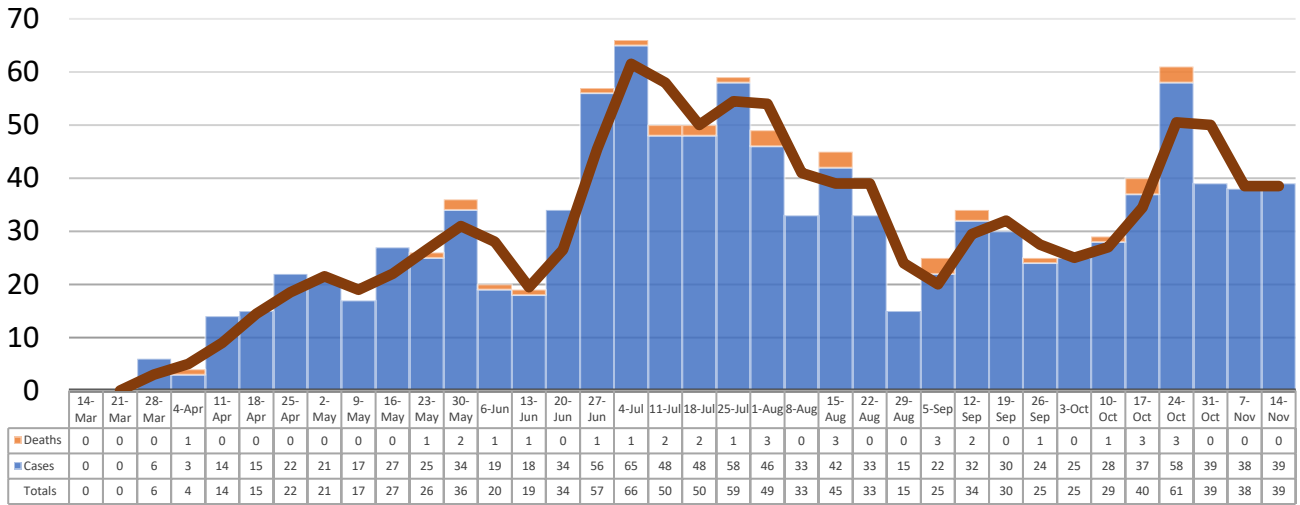
5918.7

*Test Positivity Rate

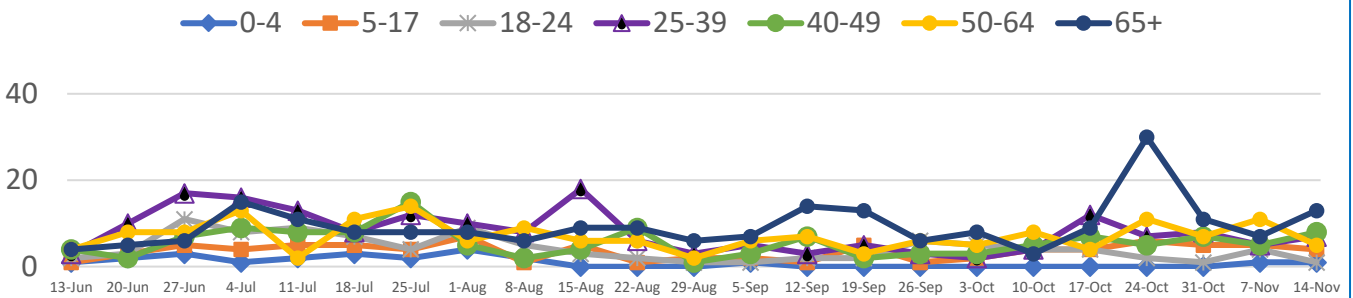
3.5%

(10/29-11/11)

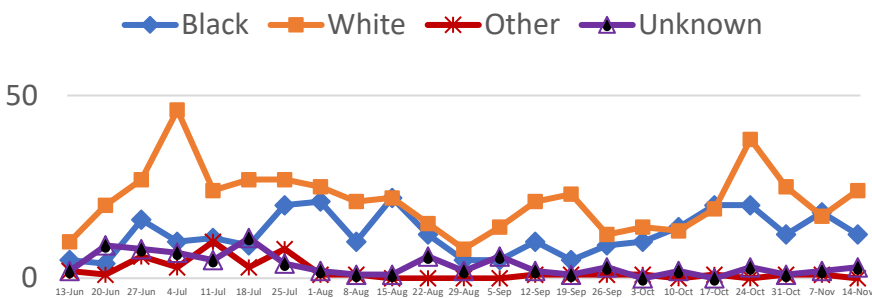
****Total Cases and Deaths, Through November 14, 2020**



**Total Cases, By Age
June-November 2020 (End of Week)**



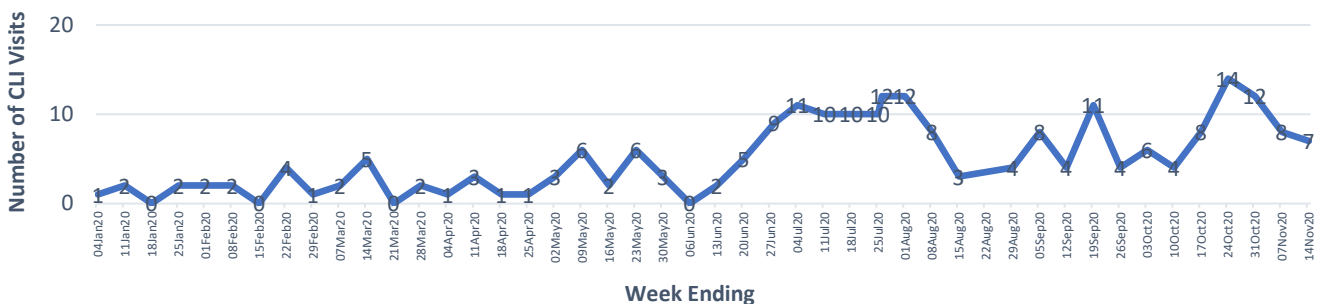
**Total Cases, By Race
June-November 2020 (End of Week)**



11/8/2020 – 11/14/2020

# Cases via Community Transmission	36
# Cases via Outbreaks	3
Type of Outbreak	Number
LTCF	1
Business/Industry	2

**COVID-19-Like Illness (CLI) Visits
Covington County, Mississippi
Jan. 04, 2020 - Nov. 14, 2020**



*Counties with test percent positivity <5.0% or with <20 tests in past 14 days: Green; test percent positivity 5.0%-10.0% or with <500 tests and <2000 tests/100k and >10% positivity over 14 days: Yellow; >10.0% and not meeting the criteria for "Green" or "Yellow": Red. Test positivity is rounded to the nearest tenth of a percent before classifying. Reference: [Centers for Medicare and Medicaid Services](#)

**Provisional Data: Illnesses occurring during the last two weeks may not yet have been reported and/or represented.