

# FORREST COUNTY WEEKLY COVID-19 SNAPSHOT

WEEK ENDING NOVEMBER 14, 2020



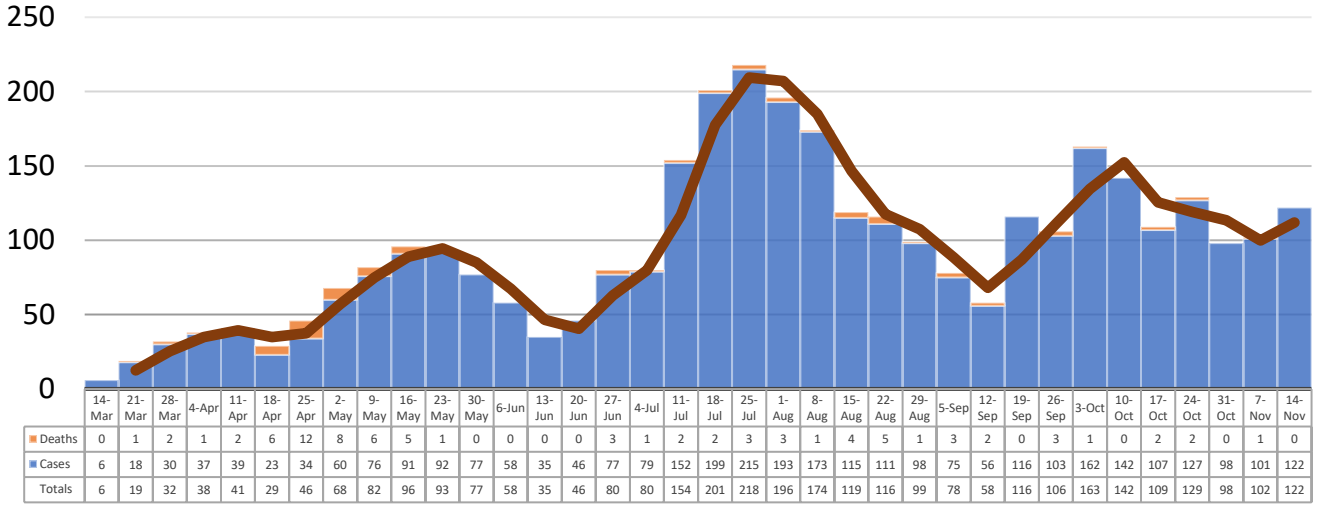
**Total Cases**  
**3426**

**Total Deaths**  
**83**

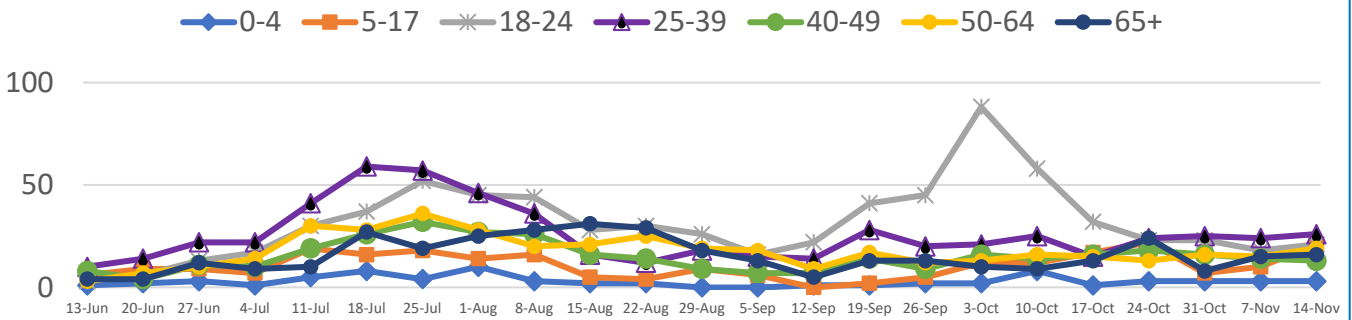
**Total Incidence**  
(cases per 100,000)  
**4574.3**

**\*Test Positivity Rate**  
**4.1%**  
(10/29-11/11)

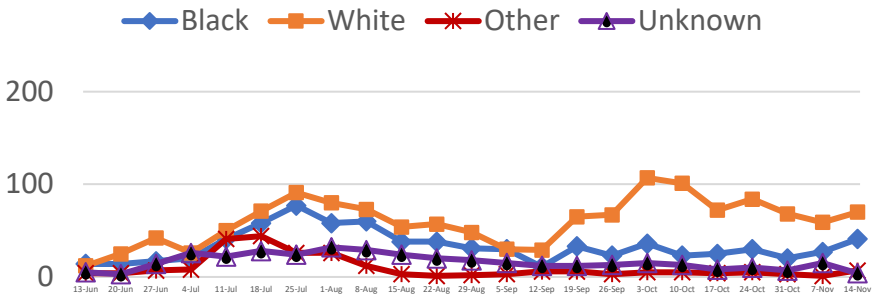
## \*\*Total Cases and Deaths, Through November 14, 2020



## Total Cases, By Age June-November 2020 (End of Week)



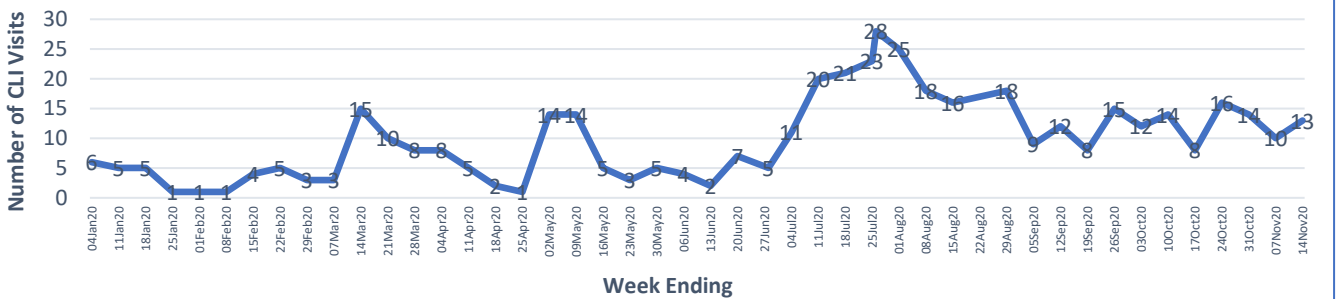
## Total Cases, By Race June-November 2020 (End of Week)



### 11/8/2020 – 11/14/2020

|                                    |               |
|------------------------------------|---------------|
| # Cases via Community Transmission | 114           |
| # Cases via Outbreaks              | 8             |
| <b>Type of Outbreak</b>            | <b>Number</b> |
| LTCF                               | 2             |
| College/University                 | 5             |
| Pending                            | 1             |

## COVID-19-Like Illness (CLI) Visits Forrest County, Mississippi Jan. 04, 2020 - Nov. 14, 2020



\*Counties with test percent positivity <5.0% or with <20 tests in past 14 days: Green; test percent positivity 5.0%-10.0% or with <500 tests and <2000 tests/100k and >10% positivity over 14 days: Yellow; >10.0% and not meeting the criteria for "Green" or "Yellow": Red. Test positivity is rounded to the nearest tenth of a percent before classifying. Reference: [Centers for Medicare and Medicaid Services](#)

\*\*Provisional Data: Illnesses occurring during the last two weeks may not yet have been reported and/or represented.