

# PRENTISS COUNTY WEEKLY COVID-19 SNAPSHOT

WEEK ENDING NOVEMBER 14, 2020



Total Cases

1300

Total Deaths

25

Total Incidence

(cases per 100,000)

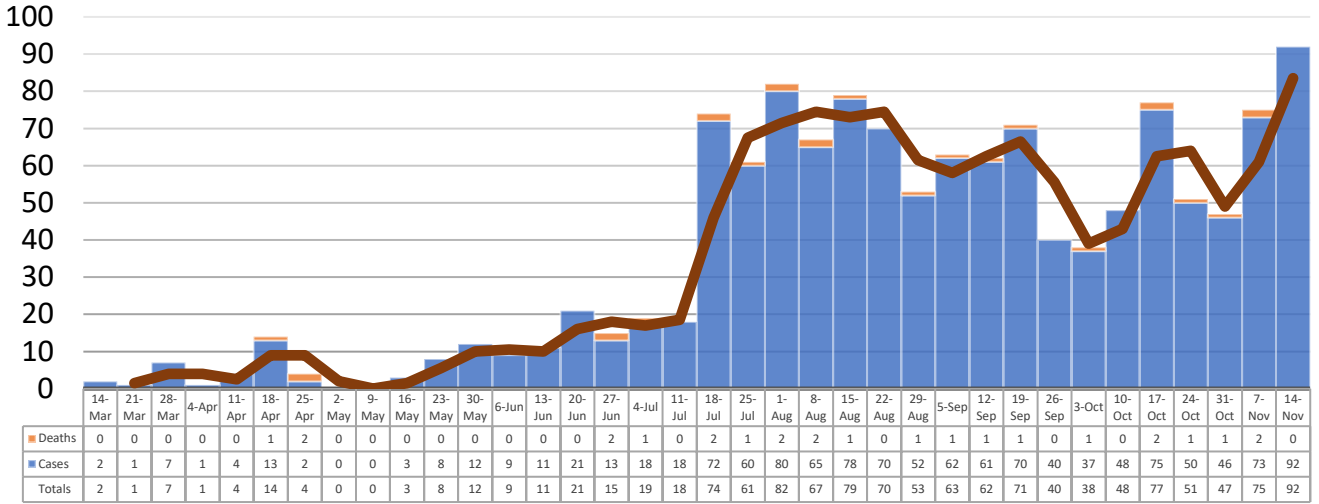
5173.9

\*Test Positivity Rate

13.4%

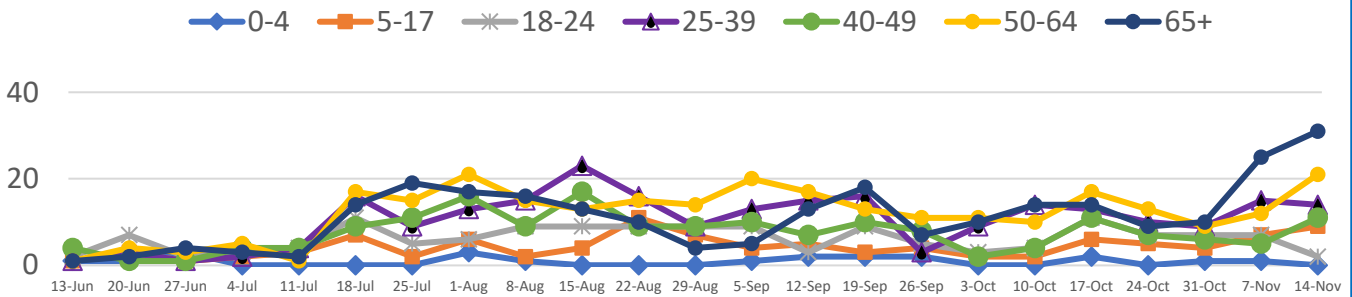
(10/29-11/11)

## \*\*Total Cases and Deaths, Through November 14, 2020



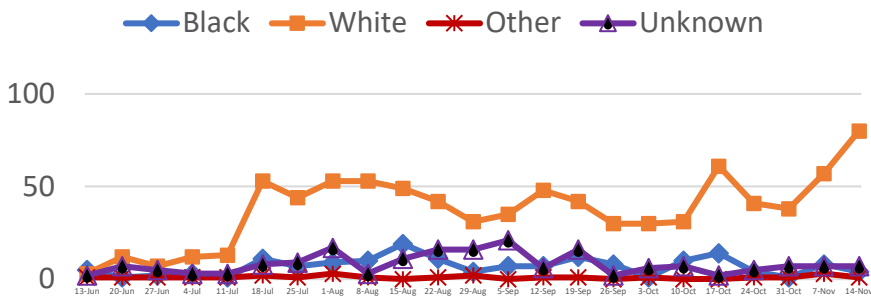
## Total Cases, By Age

June-November 2020 (End of Week)



## Total Cases, By Race

June-November 2020 (End of Week)



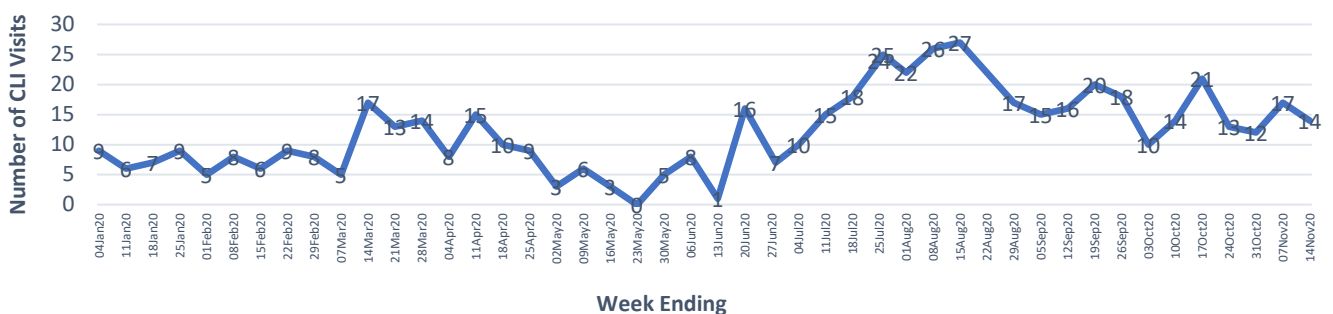
### 11/8/2020 – 11/14/2020

# Cases via Community Transmission	75
# Cases via Outbreaks	17
<b>Type of Outbreak</b>	
LTCF	17

## COVID-19-Like Illness (CLI) Visits

Prentiss County, Mississippi

Jan. 04, 2020 - Nov. 14, 2020



\*Counties with test percent positivity <5.0% or with <20 tests in past 14 days: Green; test percent positivity 5.0%-10.0% or with <500 tests and <2000 tests/100k and >10% positivity over 14 days: Yellow; >10.0% and not meeting the criteria for "Green" or "Yellow": Red. Test positivity is rounded to the nearest tenth of a percent before classifying. Reference: [Centers for Medicare and Medicaid Services](https://www.cms.gov/medicare/medicaid-services)

\*\*Provisional Data: Illnesses occurring during the last two weeks may not yet have been reported and/or represented.