

# WASHINGTON COUNTY WEEKLY COVID-19 SNAPSHOT

WEEK ENDING NOVEMBER 14, 2020



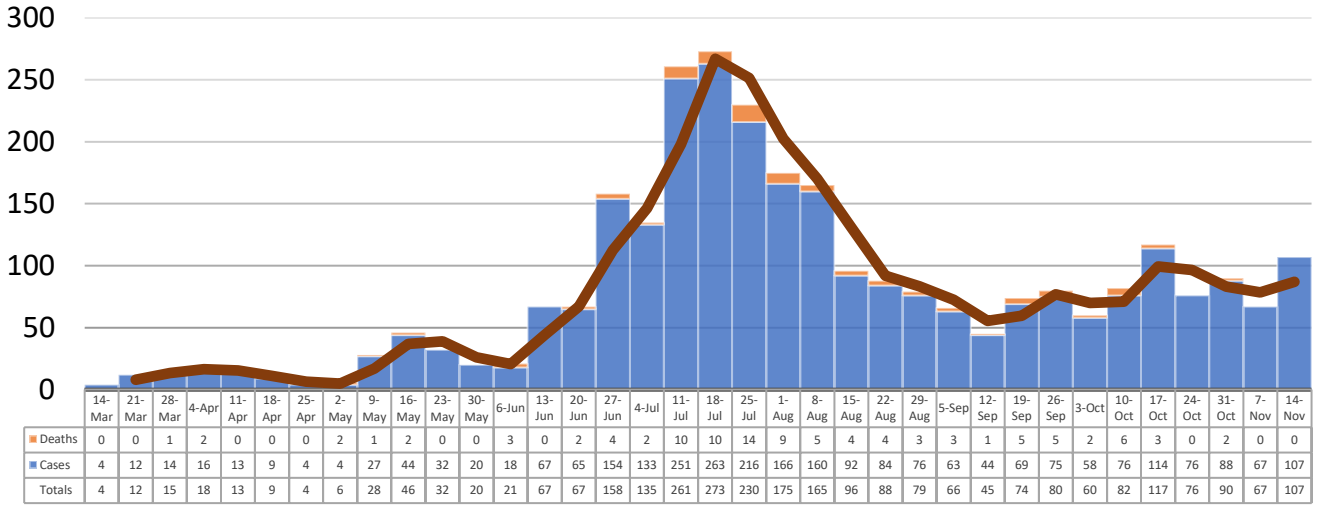
**Total Cases**  
**2889**

**Total Deaths**  
**105**

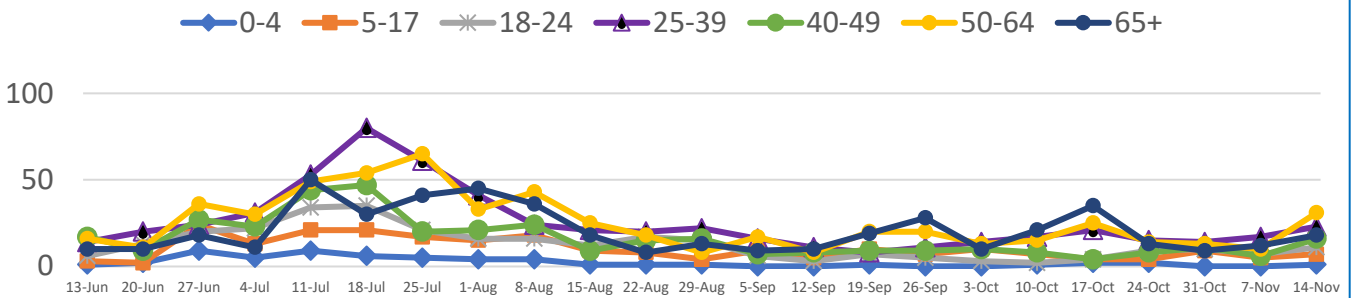
**Total Incidence**  
(cases per 100,000)  
**6579.5**

**\*Test Positivity Rate**  
**7.3%**  
(10/29-11/11)

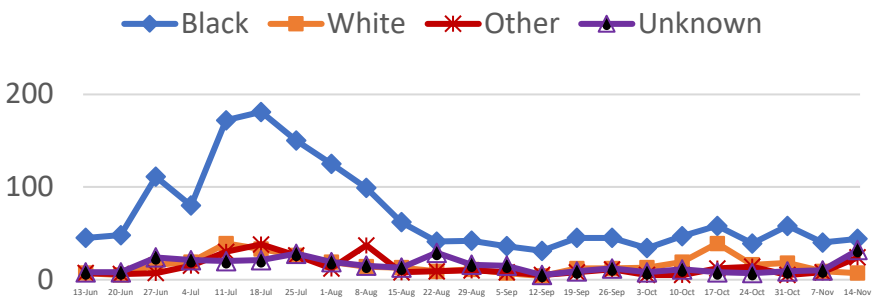
**\*\*Total Cases and Deaths, Through November 14, 2020**



**Total Cases, By Age**  
June-November 2020 (End of Week)



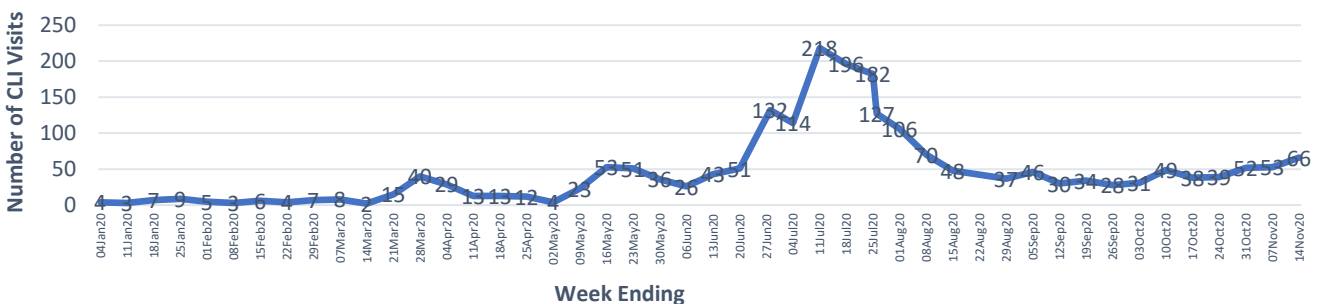
**Total Cases, By Race**  
June-November 2020 (End of Week)



**11/8/2020 – 11/14/2020**

# Cases via Community Transmission	106
# Cases via Outbreaks	1
<b>Type of Outbreak</b>	<b>Number</b>
Pending	1

**COVID-19-Like Illness (CLI) Visits**  
Washington County, Mississippi  
Jan. 04, 2020 - Nov. 14, 2020



\*Counties with test percent positivity <5.0% or with <20 tests in past 14 days: Green; test percent positivity 5.0%-10.0% or with <500 tests and <2000 tests/100k and >10% positivity over 14 days: Yellow; >10.0% and not meeting the criteria for "Green" or "Yellow": Red. Test positivity is rounded to the nearest tenth of a percent before classifying. Reference: [Centers for Medicare and Medicaid Services](#)

\*\*Provisional Data: Illnesses occurring during the last two weeks may not yet have been reported and/or represented.