

WILKINSON COUNTY WEEKLY COVID-19 SNAPSHOT



WEEK ENDING NOVEMBER 14, 2020

Total Cases

360

Total Deaths

22

Total Incidence

(cases per 100,000)

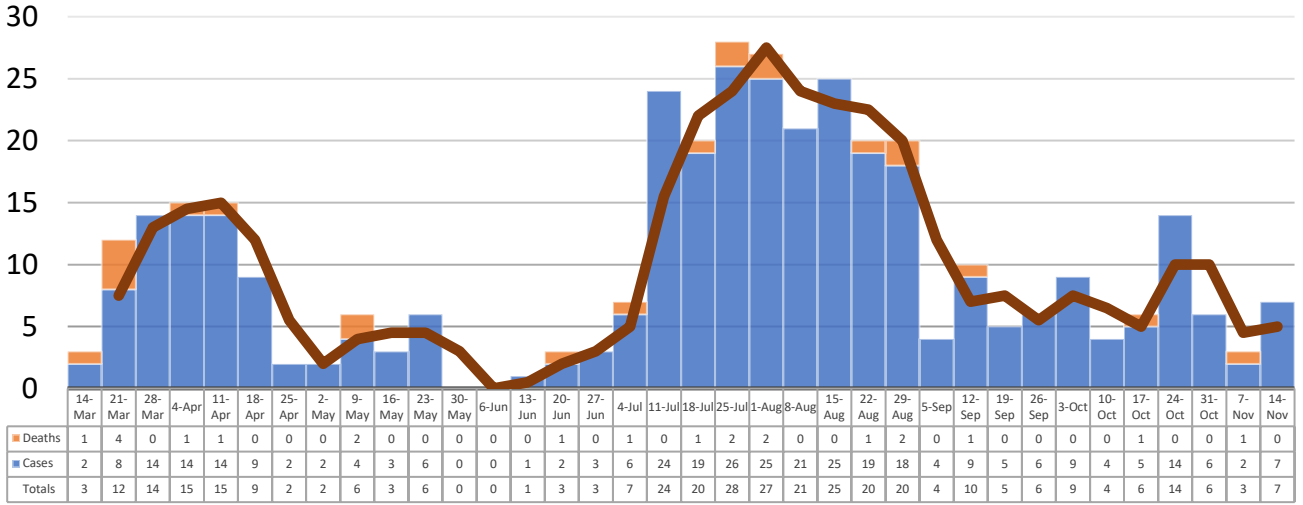
4171.5

*Test Positivity Rate

17.4%

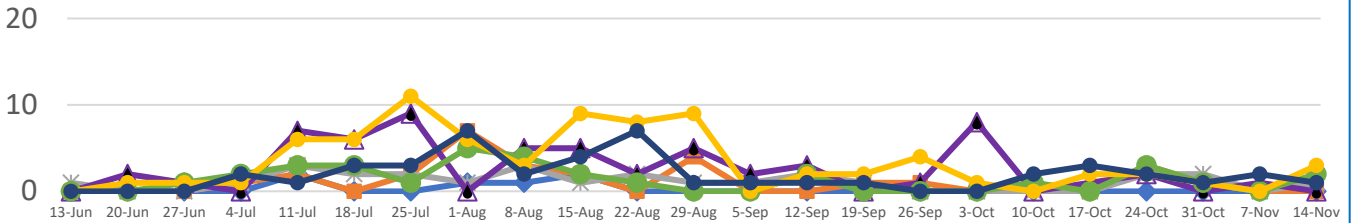
(10/29-11/11)

**Total Cases and Deaths, Through November 14, 2020



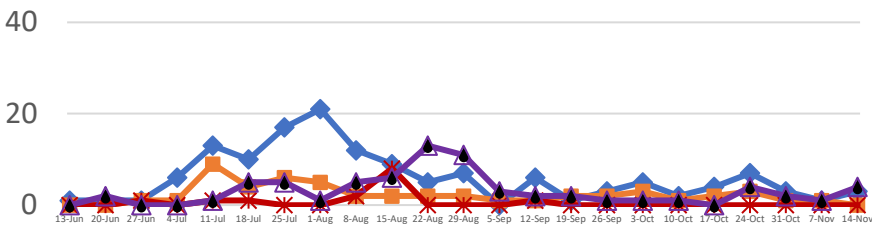
Total Cases, By Age June-November 2020 (End of Week)

0-4 5-17 18-24 25-39 40-49 50-64 65+



Total Cases, By Race June-November 2020 (End of Week)

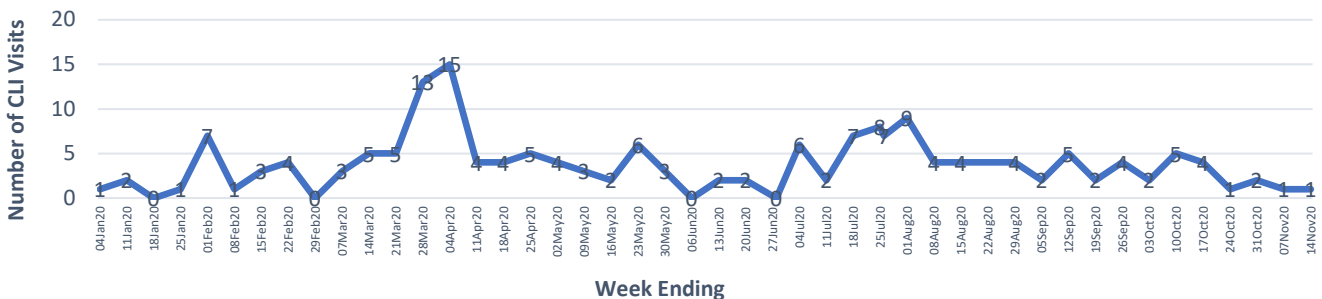
Black White Other Unknown



11/8/2020 – 11/14/2020

# Cases via Community Transmission	7
# Cases via Outbreaks	0
Type of Outbreak	Number
NA	

COVID-19-Like Illness (CLI) Visits Wilkinson County, Mississippi Jan. 04, 2020 - Nov. 14, 2020



*Counties with test percent positivity <5.0% or with <20 tests in past 14 days: Green; test percent positivity 5.0%-10.0% or with <500 tests and <2000 tests/100k and >10% positivity over 14 days: Yellow; >10.0% and not meeting the criteria for "Green" or "Yellow": Red. Test positivity is rounded to the nearest tenth of a percent before classifying. Reference: [Centers for Medicare and Medicaid Services](https://www.cdc.gov/medicaidandmedicare/)

**Provisional Data: Illnesses occurring during the last two weeks may not yet have been reported and/or represented.