

FORREST COUNTY WEEKLY COVID-19 SNAPSHOT

WEEK ENDING NOVEMBER 28, 2020



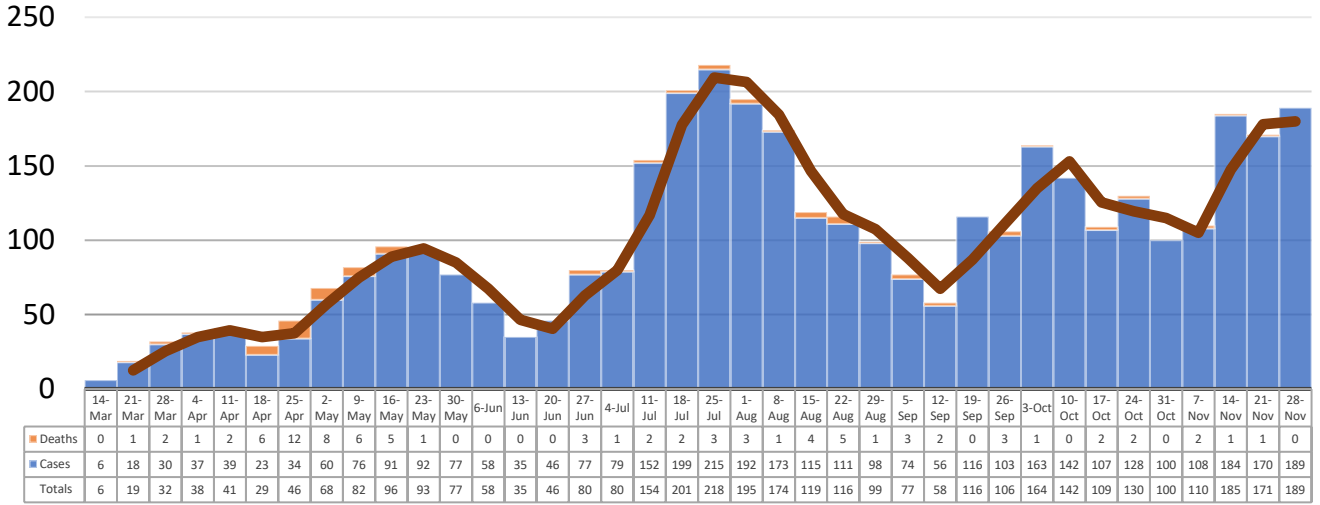
Total Cases
3859

Total Deaths
86

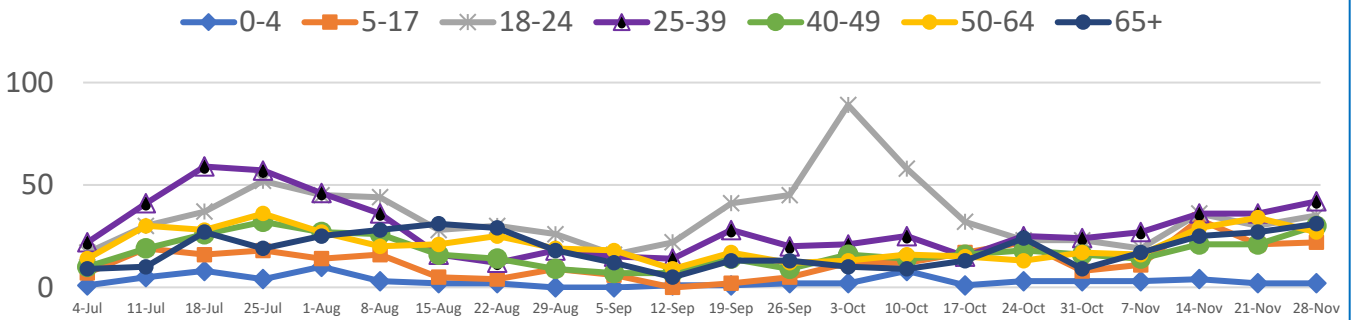
Total Incidence
(cases per 100,000)
5152.4

***Test Positivity Rate**
9.4%
(11/12-11/25)

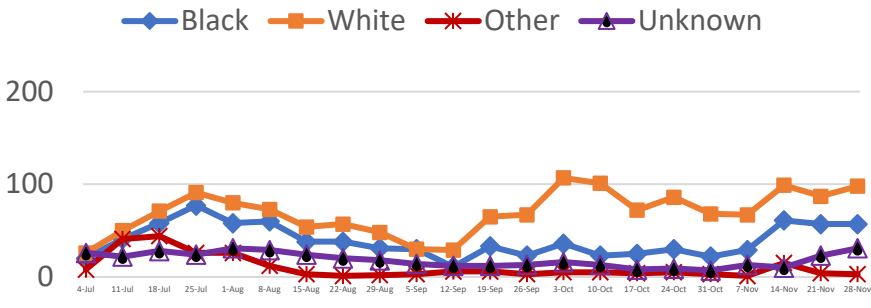
**Total Cases and Deaths, Through November 28, 2020



Total Cases, By Age July-November 2020 (End of Week)



Total Cases, By Race July-November 2020 (End of Week)

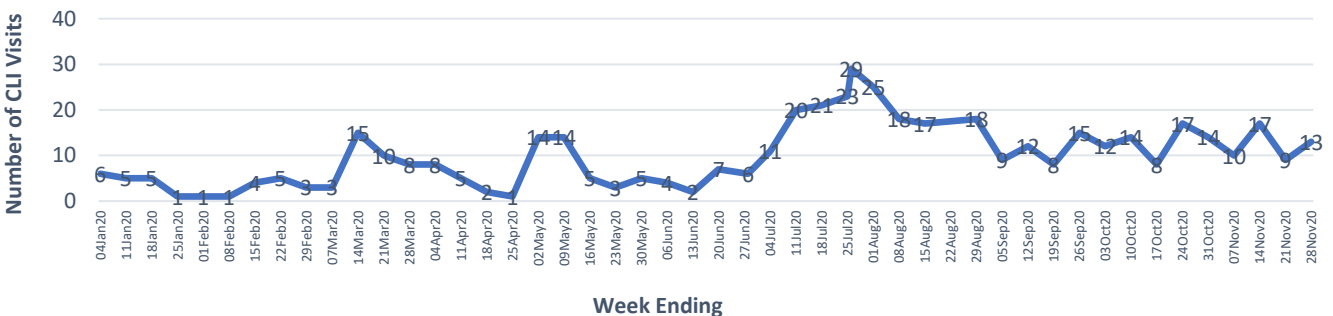


11/22/2020 – 11/28/2020

# Cases via Community Transmission	185
# Cases via Outbreaks	4
<u>Outbreak Explanation</u>	

During the week of 11/22-11/28, three (3) cases/patients were affiliated with an outbreak in Long-Term Care Facilities (LTCF); one (1) case is pending an investigation.

COVID-19-Like Illness (CLI) Visits Forrest County, Mississippi Jan. 04, 2020 - Nov. 28, 2020



*Counties with test percent positivity <5.0% or with <20 tests in past 14 days: Green; test percent positivity 5.0%-10.0% or with <500 tests and <2000 tests/100k and >10% positivity over 14 days: Yellow; >10.0% and not meeting the criteria for "Green" or "Yellow": Red. Test positivity is rounded to the nearest tenth of a percent before classifying. Reference: [Centers for Medicare and Medicaid Services](#)

**Provisional Data: Illnesses occurring during the last two weeks may not yet have been reported and/or represented.