

# JONES COUNTY WEEKLY COVID-19 SNAPSHOT

WEEK ENDING NOVEMBER 28, 2020



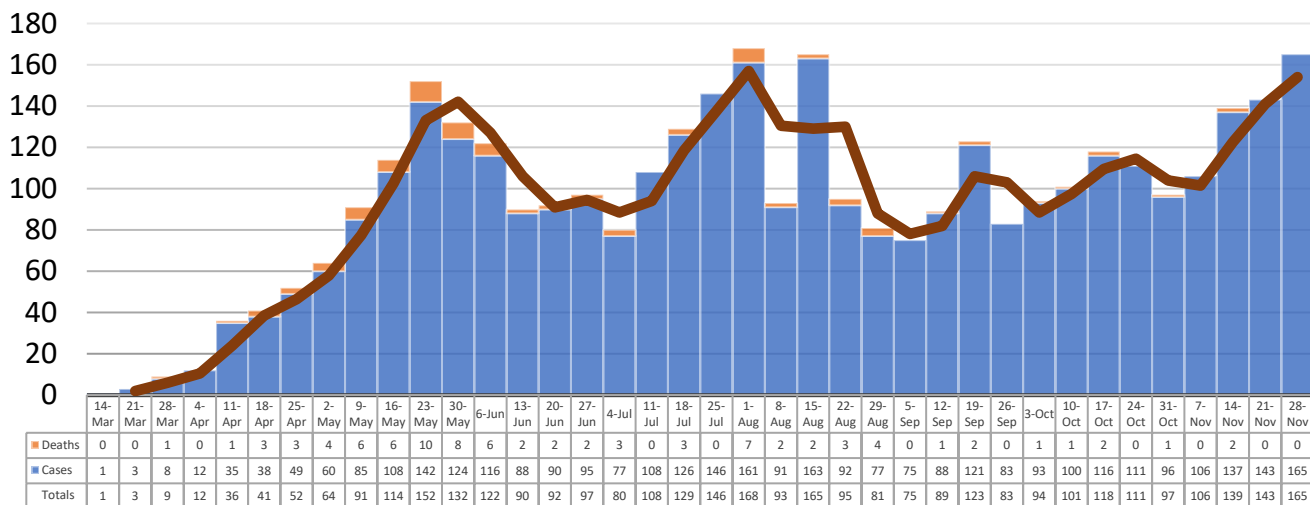
**Total Cases**  
**3617**

**Total Deaths**  
**88**

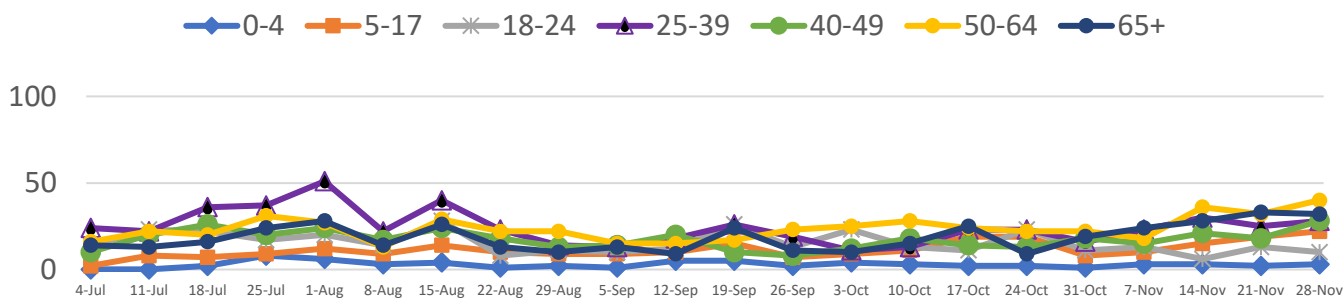
**Total Incidence**  
(cases per 100,000)  
**5311.5**

**\*Test Positivity Rate**  
**9.2%**  
(11/12-11/25)

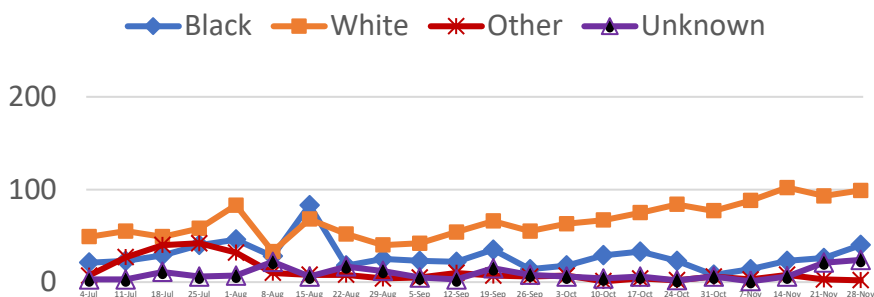
**\*\*Total Cases and Deaths, Through November 28, 2020**



**Total Cases, By Age**  
July-November 2020 (End of Week)



**Total Cases, By Race**  
July-November 2020 (End of Week)



**11/22/2020 – 11/28/2020**

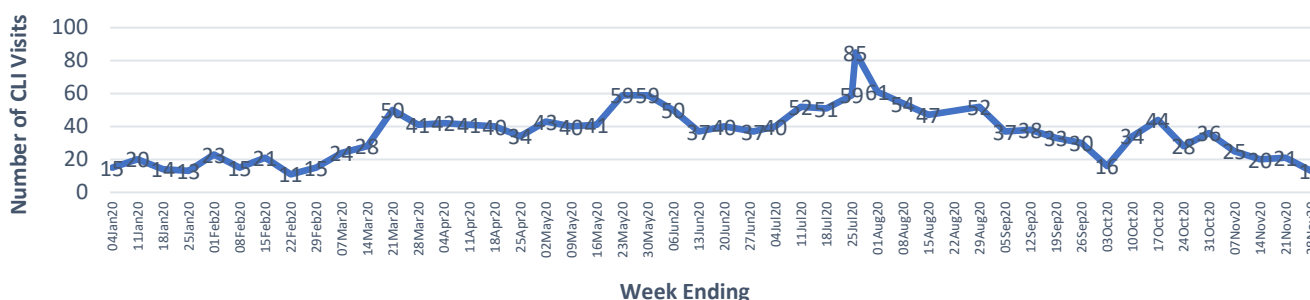
# Cases via Community Transmission	165
------------------------------------	-----

# Cases via Outbreaks	0
-----------------------	---

**Outbreak Explanation**

There were no cases affiliated with an outbreak during the week of 11/22-11/28.

**COVID-19-Like Illness (CLI) Visits**  
Jones County, Mississippi  
Jan. 04, 2020 - Nov. 28, 2020



\*Counties with test percent positivity <5.0% or with <20 tests in past 14 days: Green; test percent positivity 5.0%-10.0% or with <500 tests and <2000 tests/100k and >10% positivity over 14 days: Yellow; >10.0% and not meeting the criteria for "Green" or "Yellow": Red. Test positivity is rounded to the nearest tenth of a percent before classifying. Reference: [Centers for Medicare and Medicaid Services](#)

\*\*Provisional Data: Illnesses occurring during the last two weeks may not yet have been reported and/or represented.