

# LAUDERDALE COUNTY WEEKLY COVID-19 SNAPSHOT



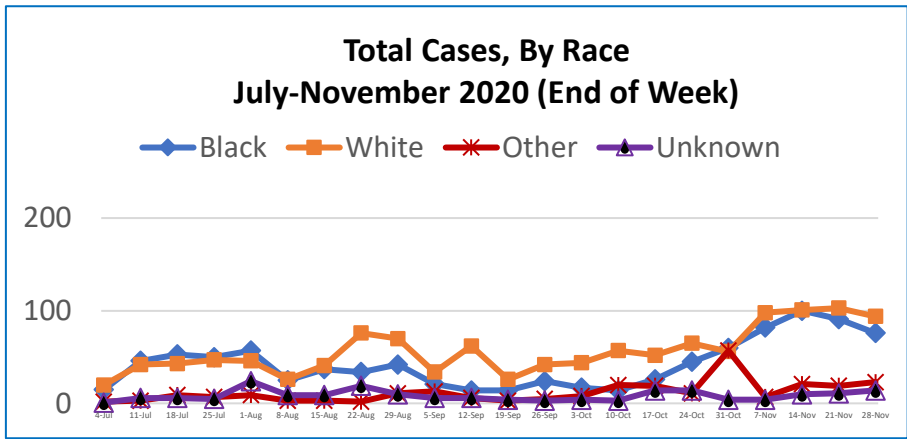
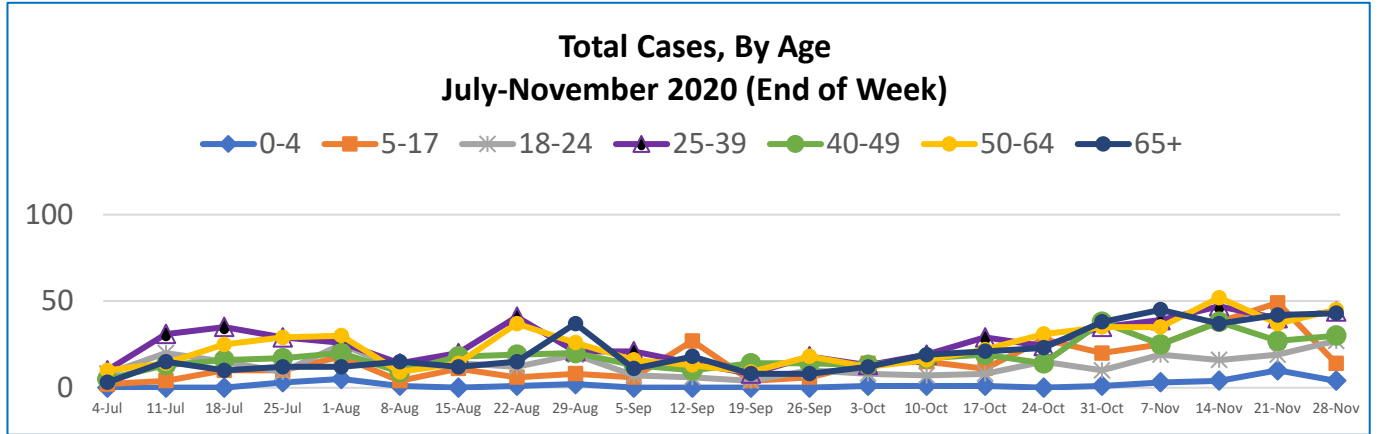
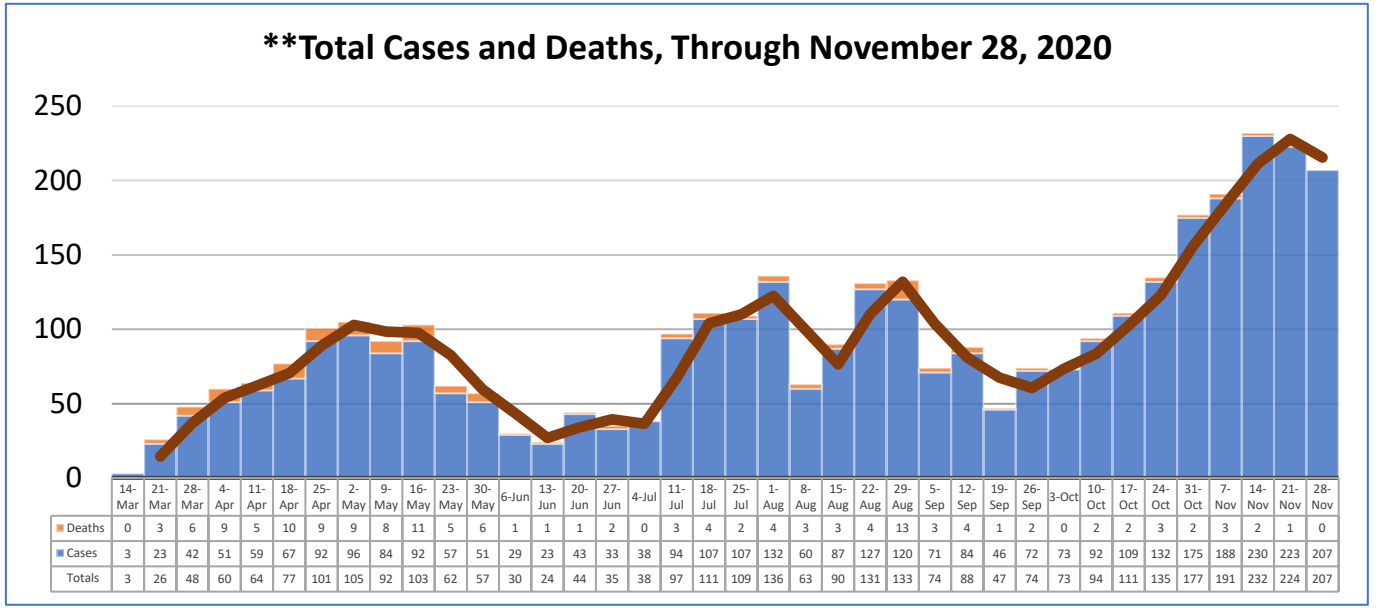
WEEK ENDING NOVEMBER 28, 2020

**Total Cases**  
**3567**

**Total Deaths**  
**147**

**Total Incidence**  
(cases per 100,000)  
**4812.1**

**\*Test Positivity Rate**  
**11.1%**  
(11/12-11/25)

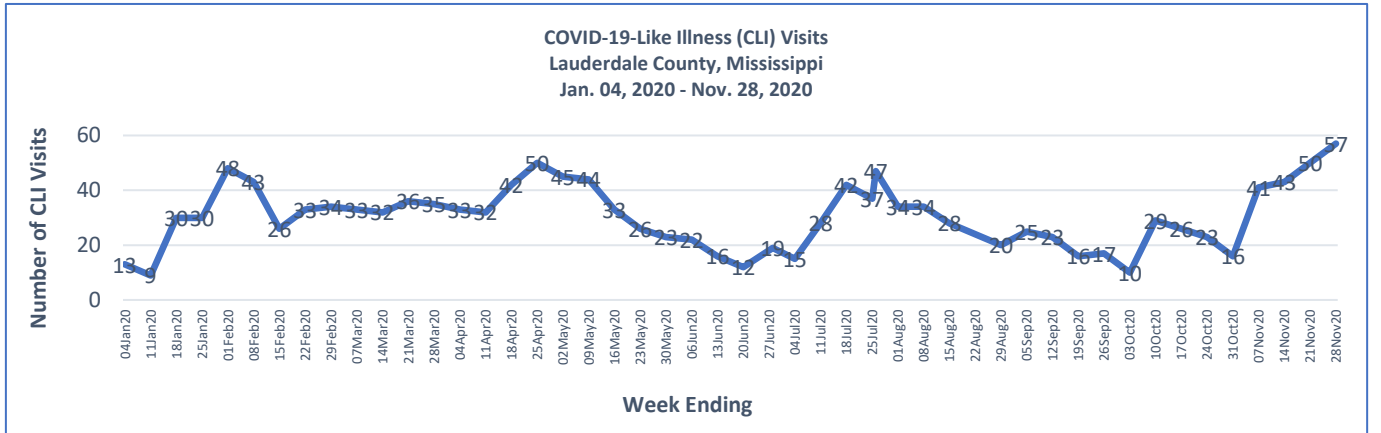


**11/22/2020 – 11/28/2020**

# Cases via Community Transmission	203
# Cases via Outbreaks	4

**Outbreak Explanation**

During the week of 11/22-11/28, two (2) cases/patients were affiliated with outbreaks at Long-Term Care Facilities (LTCF); 1 case was affiliated with an outbreak at a residential care facility; 1 case is pending an outbreak investigation.



\*Counties with test percent positivity <5.0% or with <20 tests in past 14 days: Green; test percent positivity 5.0%-10.0% or with <500 tests and <2000 tests/100k and >10% positivity over 14 days: Yellow; >10.0% and not meeting the criteria for "Green" or "Yellow": Red. Test positivity is rounded to the nearest tenth of a percent before classifying. Reference: [Centers for Medicare and Medicaid Services](#)

\*\*Provisional Data: Illnesses occurring during the last two weeks may not yet have been reported and/or represented.