

# SHARKEY COUNTY WEEKLY COVID-19 SNAPSHOT



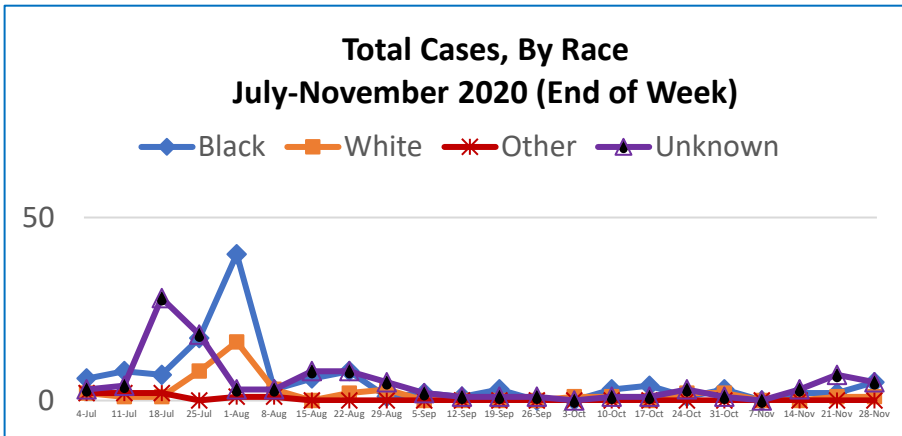
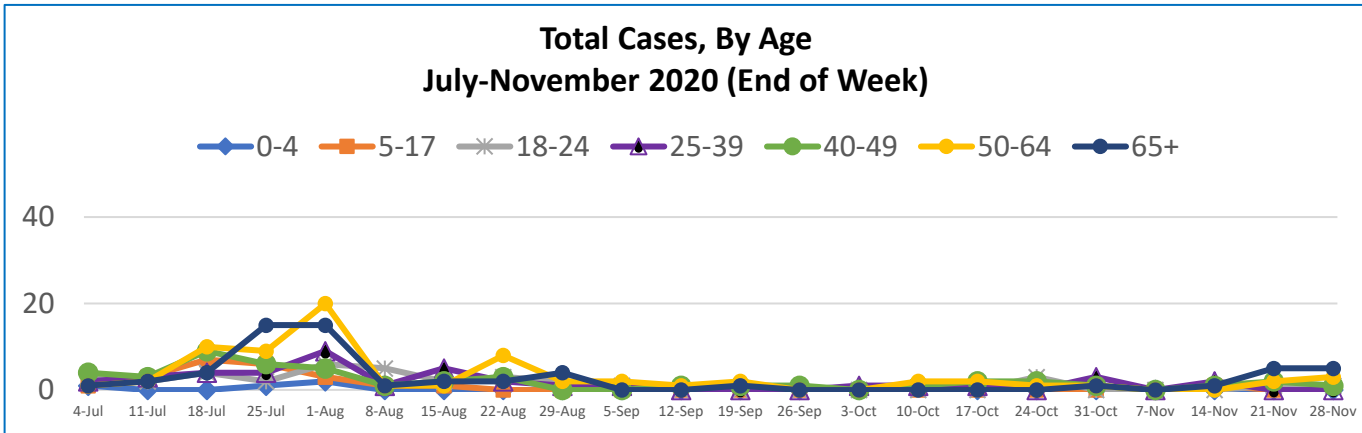
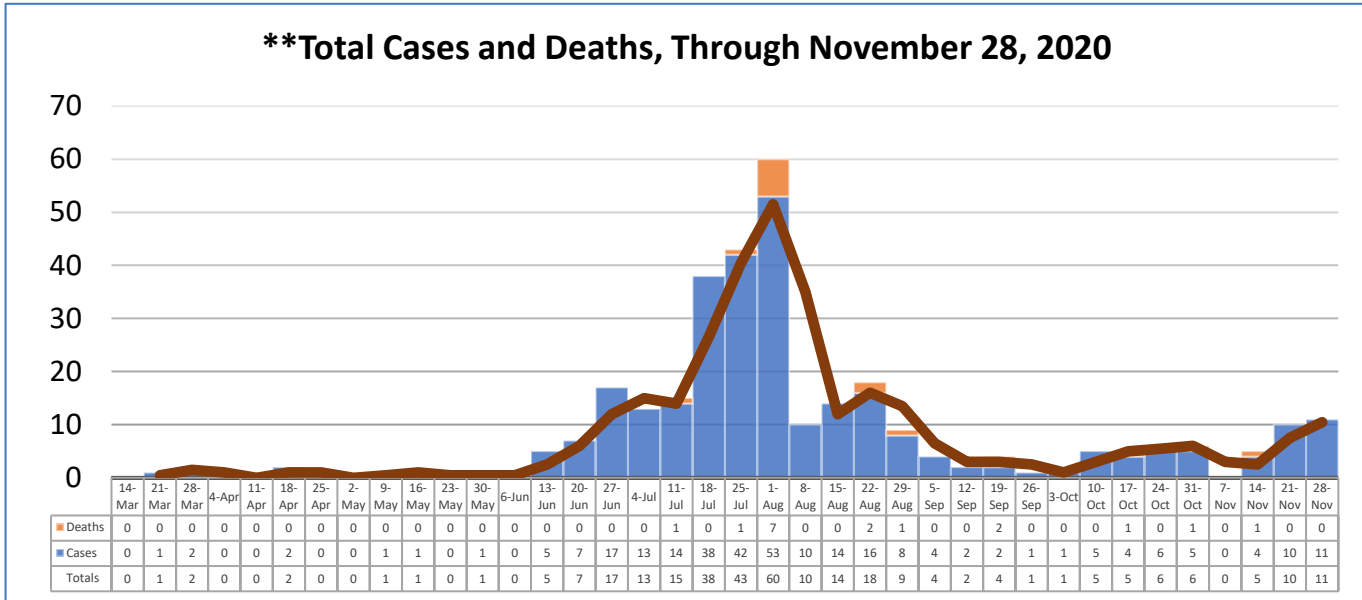
WEEK ENDING NOVEMBER 28, 2020

**Total Cases**  
**317**

**Total Deaths**  
**17**

**Total Incidence**  
(cases per 100,000)  
**7336.3**

**\*Test Positivity Rate**  
**2.7%**  
(11/12-11/25)

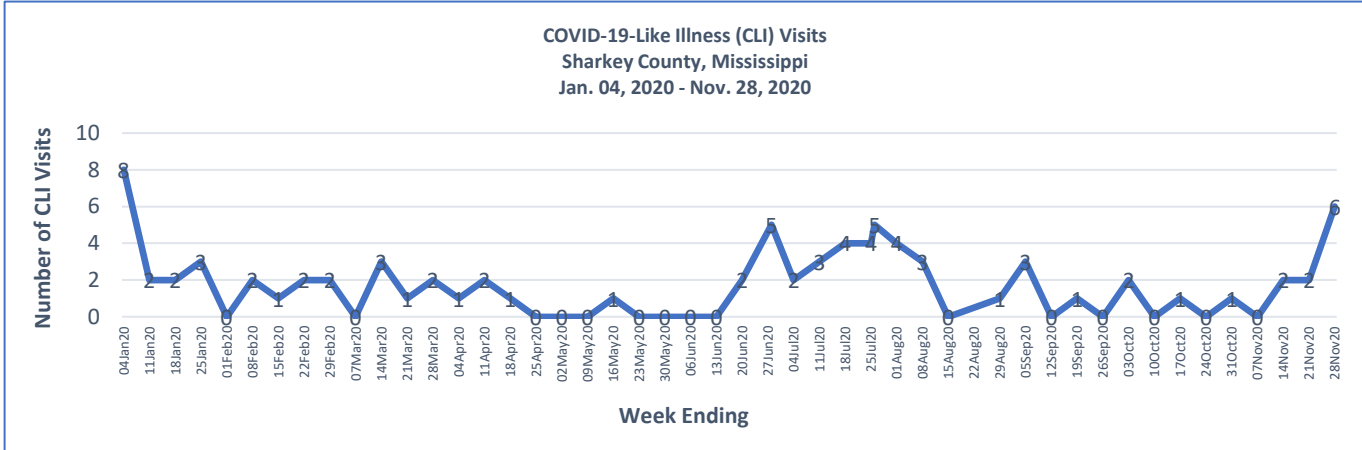


**11/22/2020 – 11/28/2020**

|                                    |    |
|------------------------------------|----|
| # Cases via Community Transmission | 11 |
| # Cases via Outbreaks              | 0  |

**Outbreak Explanation**

There were no cases affiliated with an outbreak during the week of 11/22-11/28.



\*Counties with test percent positivity <5.0% or with <20 tests in past 14 days: Green; test percent positivity 5.0%-10.0% or with <500 tests and <2000 tests/100k and >10% positivity over 14 days: Yellow; >10.0% and not meeting the criteria for "Green" or "Yellow": Red. Test positivity is rounded to the nearest tenth of a percent before classifying. Reference: [Centers for Medicare and Medicaid Services](https://www.cms.gov/medicare/medicaid-support/eligibility/eligibility-requirements)

\*\*Provisional Data: Illnesses occurring during the last two weeks may not yet have been reported and/or represented.