

# ADAMS COUNTY WEEKLY COVID-19 SNAPSHOT

WEEK ENDING DECEMBER 5, 2020



Total Cases

1523

Total Deaths

52

Total Incidence

(cases per 100,000)

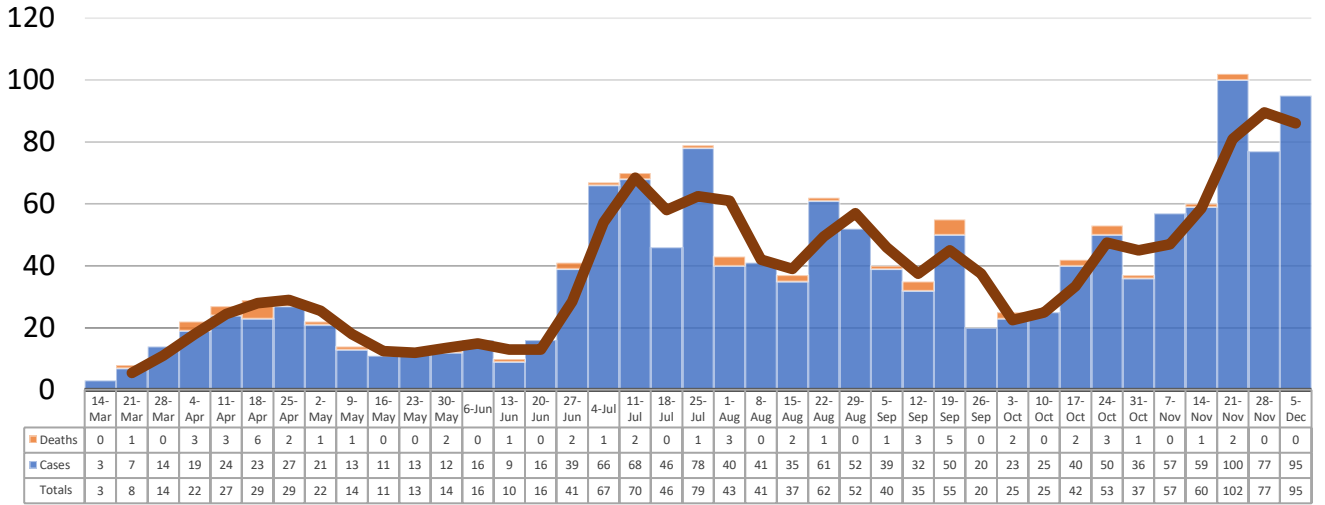
4962.0

\*Test Positivity Rate

17.6%

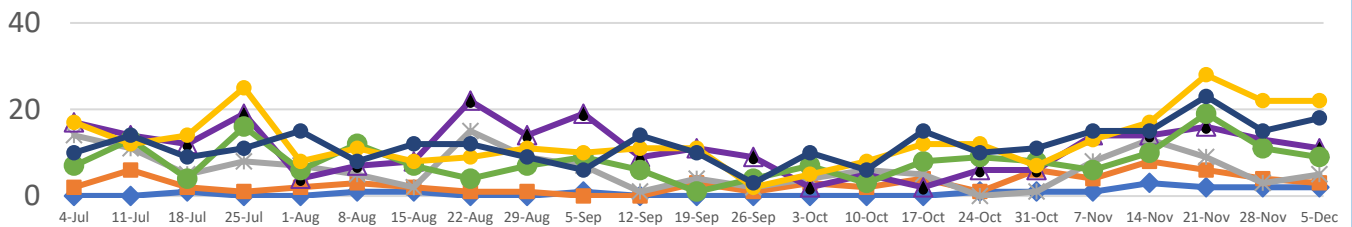
(11/19-12/2)

## \*\*Total Cases and Deaths, Through December 5, 2020



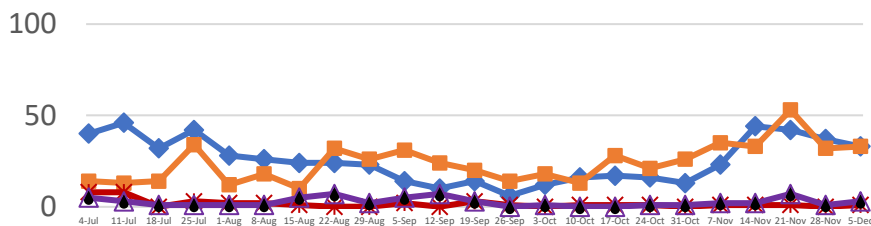
## Total Cases, By Age July-December 2020 (End of Week)

0-4 5-17 18-24 25-39 40-49 50-64 65+



## Total Cases, By Race July-December 2020 (End of Week)

Black White Other Unknown



### 11/29/2020 – 12/5/2020

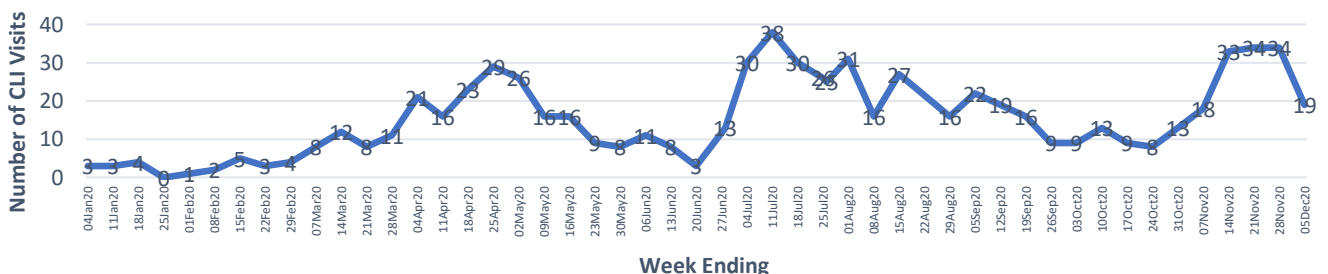
# Cases via Suspected Community Transmission 88

# Cases via Outbreaks 7

#### Outbreak Explanation

During the week of 11/29-12/5, six (6) cases/patients were associated with an outbreak in a Long-Term Care Facility (LTCF); one (1) case was associated with a pending outbreak investigation.

## COVID-19-Like Illness (CLI) Visits Adams County, Mississippi Jan. 04, 2020- Dec. 05, 2020



\*Counties with test percent positivity <5.0% or with <20 tests in past 14 days: Green; test percent positivity 5.0%-10.0% or with <500 tests and <2000 tests/100k and >10% positivity over 14 days: Yellow; >10.0% and not meeting the criteria for "Green" or "Yellow": Red. Test positivity is rounded to the nearest tenth of a percent before classifying. Reference: [Centers for Medicare and Medicaid Services](https://www.cdc.gov/medicaidandmedicare/)

\*\*Provisional Data: Illnesses occurring during the last two weeks may not yet have been reported and/or represented.