

# GREENE COUNTY WEEKLY COVID-19 SNAPSHOT

WEEK ENDING DECEMBER 5, 2020

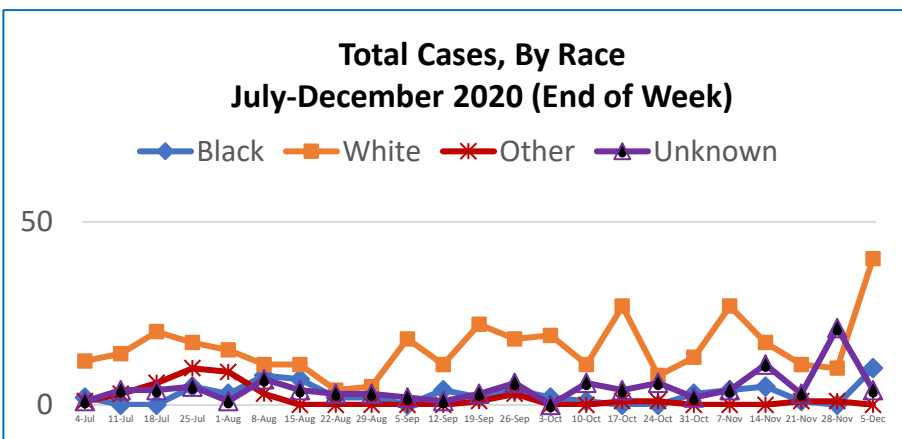
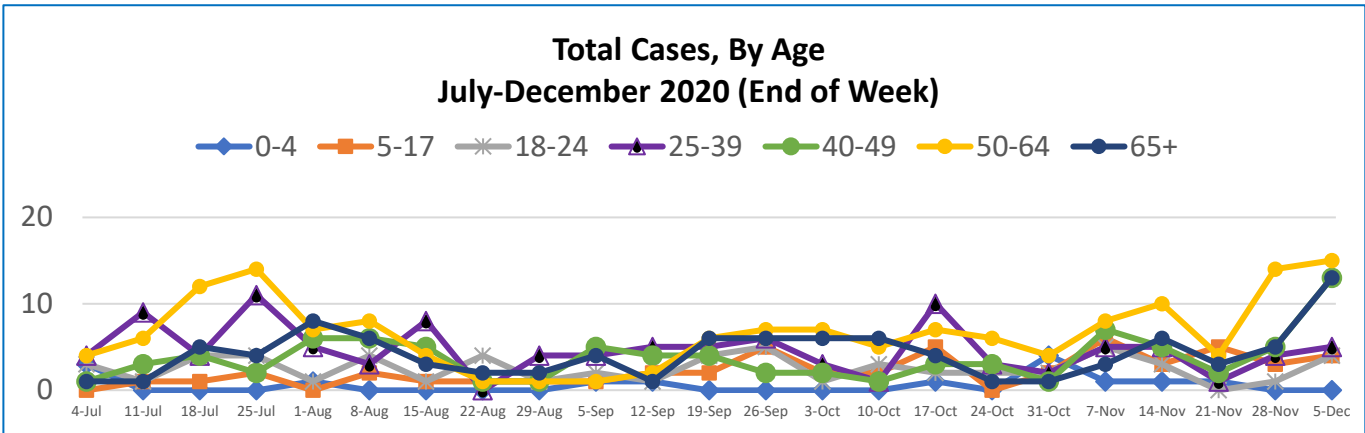
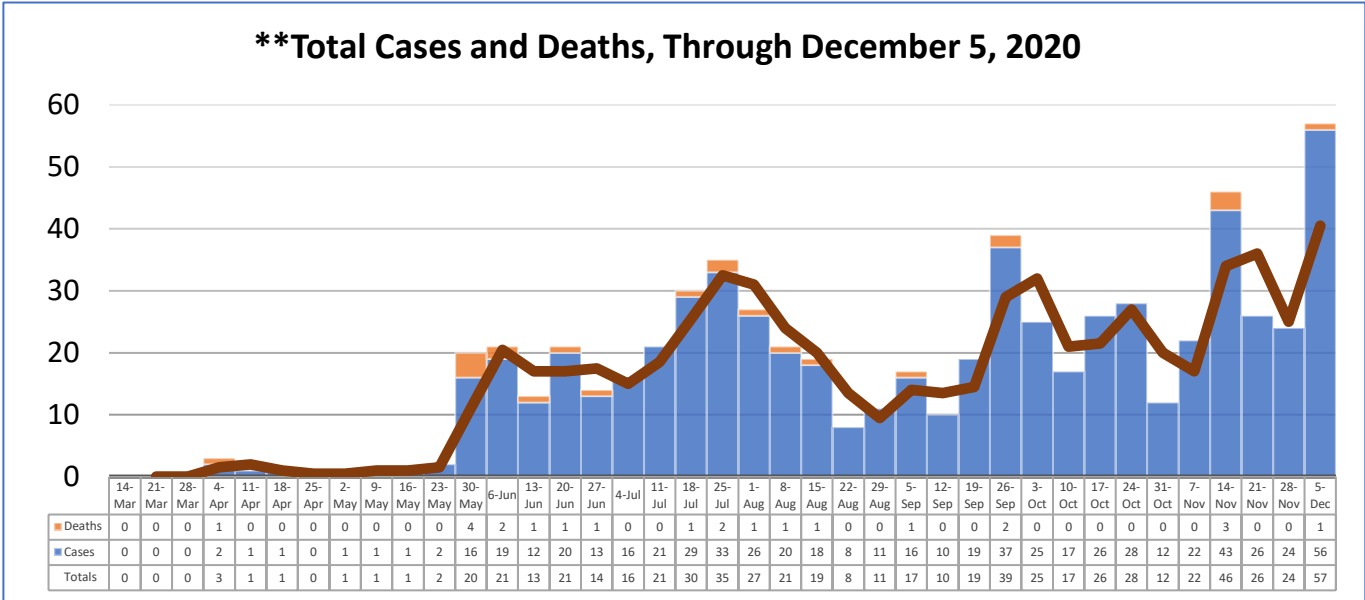


**Total Cases**  
**670**

**Total Deaths**  
**23**

**Total Incidence**  
(cases per 100,000)  
**4931.5**

**\*Test Positivity Rate**  
**12.2%**  
(11/19-12/2)

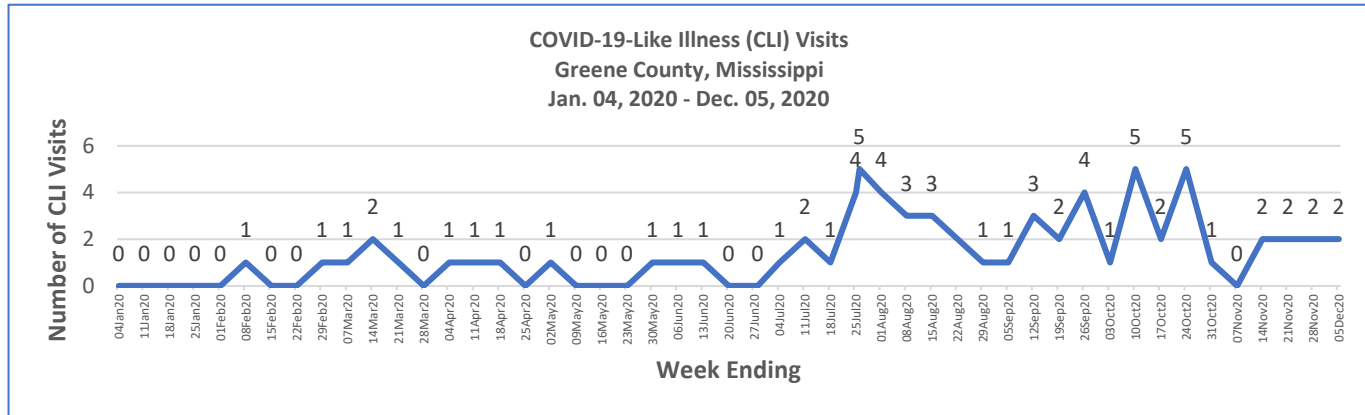


**11/29/2020 – 12/5/2020**

# Cases via Suspected Community Transmission	48
# Cases via Outbreaks	9

**Outbreak Explanation**

During the week of 11/29-12/5, eight (8) cases/patients were associated with outbreaks at Long-Term Care Facilities (LTCF); one (1) case was associated with an outbreak in a correctional facility.



\*Counties with test percent positivity <5.0% or with <20 tests in past 14 days: Green; test percent positivity 5.0%-10.0% or with <500 tests and <2000 tests/100k and >10% positivity over 14 days: Yellow; >10.0% and not meeting the criteria for "Green" or "Yellow": Red. Test positivity is rounded to the nearest tenth of a percent before classifying. Reference: [Centers for Medicare and Medicaid Services](#)

\*\*Provisional Data: Illnesses occurring during the last two weeks may not yet have been reported and/or represented.