

HINDS COUNTY WEEKLY COVID-19 SNAPSHOT

WEEK ENDING DECEMBER 5, 2020



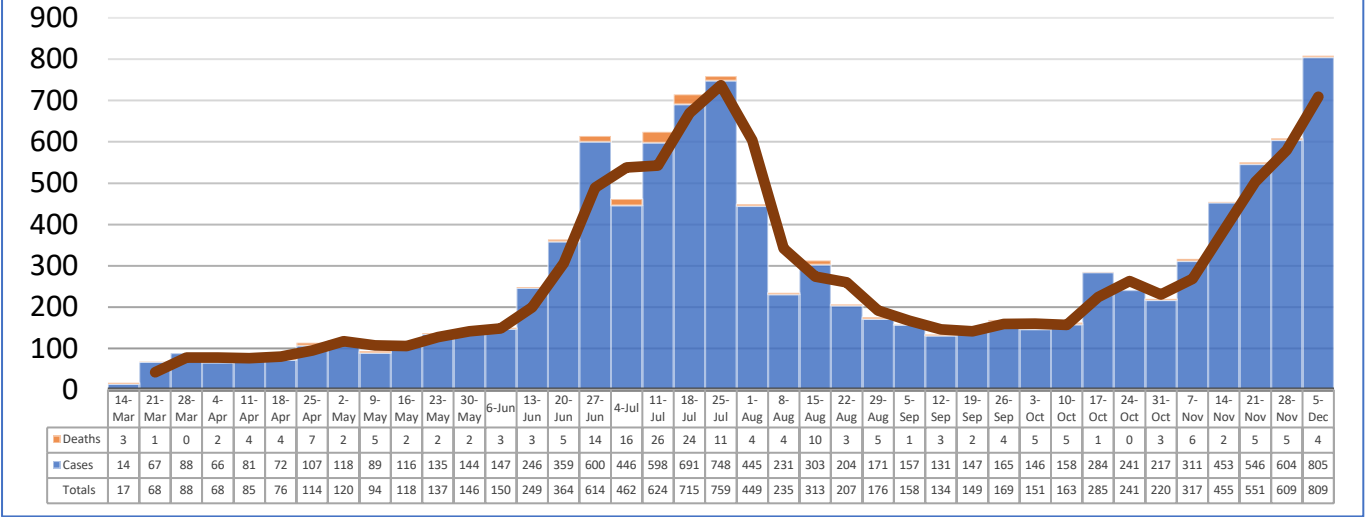
Total Cases
10,951

Total Deaths
208

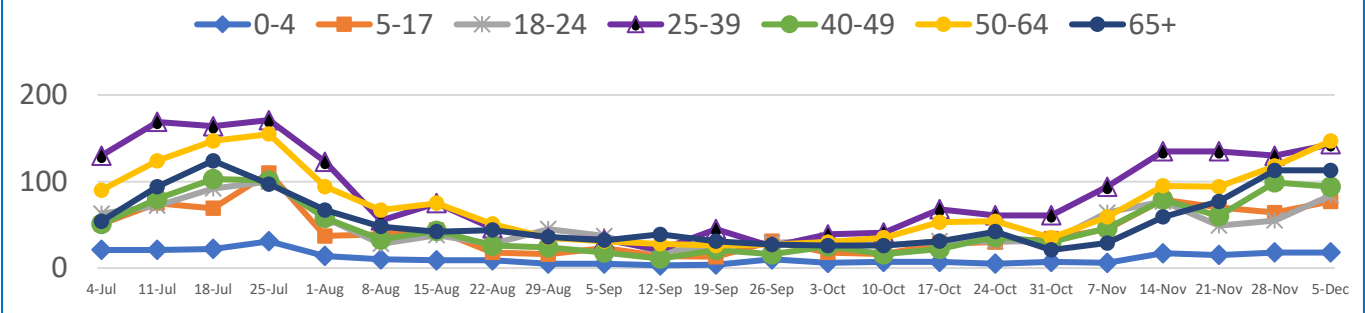
Total Incidence
(cases per 100,000)
4723.5

***Test Positivity Rate**
15.0%
(11/19-12/2)

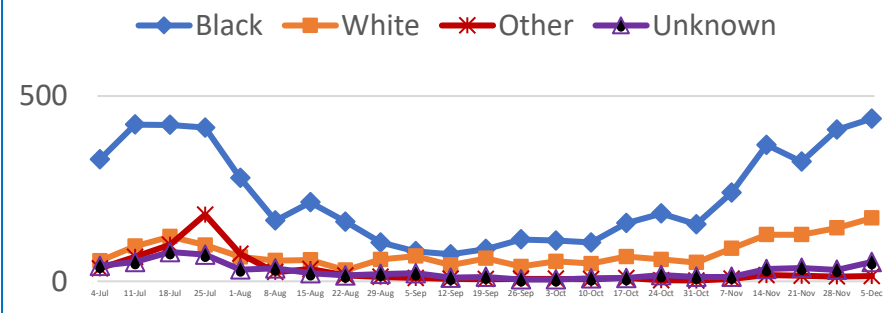
****Total Cases and Deaths, Through December 5, 2020**



Total Cases, By Age
July-December 2020 (End of Week)



Total Cases, By Race
July-December 2020 (End of Week)



11/29/2020 – 12/5/2020

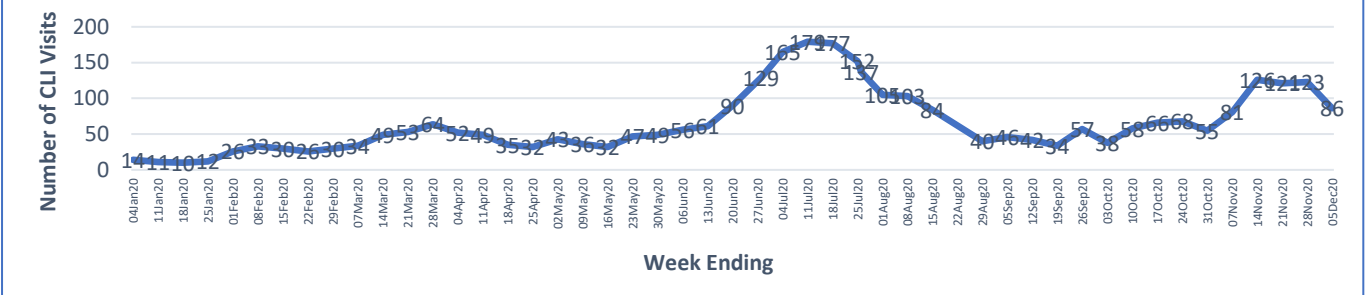
# Cases via Suspected Community Transmission	780
--	-----

# Cases via Outbreaks	29
-----------------------	----

Outbreak Explanation

During the week of 11/29-12/5, 21 cases/patients were associated with outbreaks in Long-Term Care Facilities (LTCF); 3 cases were associated with residential care facilities; 5 cases are pending outbreak investigations.

COVID-19-Like Illness (CLI) Visits
Hinds County, Mississippi
Jan. 04, 2020 - Dec. 05, 2020



*Counties with test percent positivity <5.0% or with <20 tests in past 14 days: Green; test percent positivity 5.0%-10.0% or with <500 tests and <2000 tests/100k and >10% positivity over 14 days: Yellow; >10.0% and not meeting the criteria for "Green" or "Yellow": Red. Test positivity is rounded to the nearest tenth of a percent before classifying. Reference: [Centers for Medicare and Medicaid Services](https://www.mdeq.ms.gov/Portals/0/Files/2020/11/20201119-20201202_County_Testing_Performance_Report.pdf)

**Provisional Data: Illnesses occurring during the last two weeks may not yet have been reported and/or represented.