

# ITAWAMBA COUNTY WEEKLY COVID-19 SNAPSHOT



WEEK OF DECEMBER 5, 2020

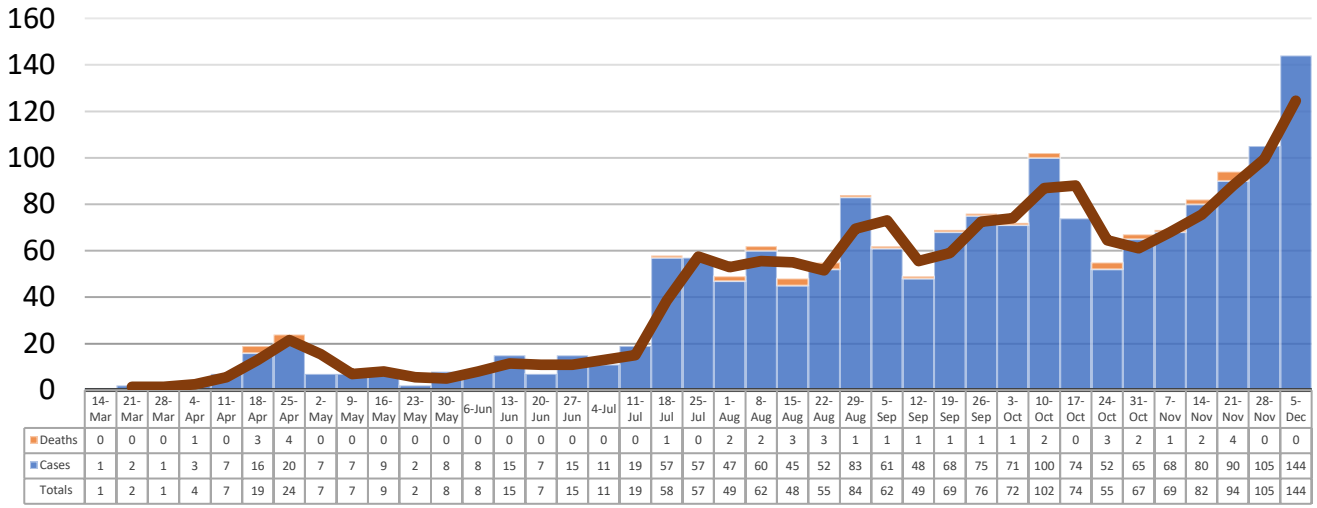
**Total Cases**  
**1704**

**Total Deaths**  
**39**

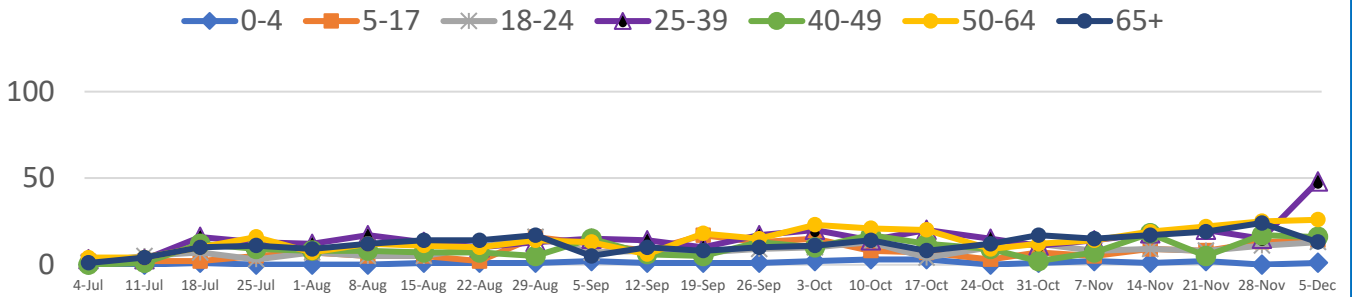
**Total Incidence**  
(cases per 100,000)  
**7285.2**

**\*Test Positivity Rate**  
**19.9%**  
(11/19-12/2)

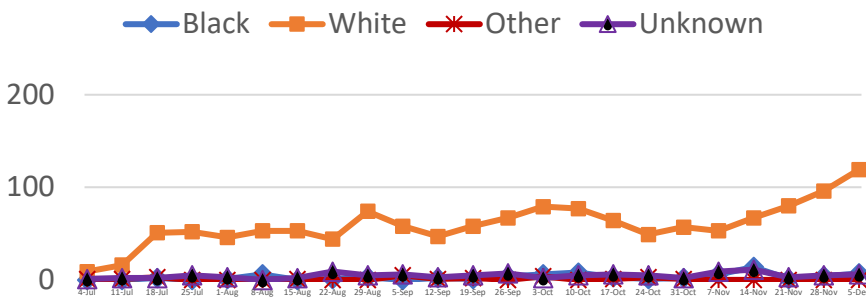
**\*\*Total Cases and Deaths, Through December 5, 2020**



**Total Cases, By Age**  
July-November 2020 (End of Week)



**Total Cases, By Race**  
July-November 2020 (End of Week)



**11/29/2020 – 12/5/2020**

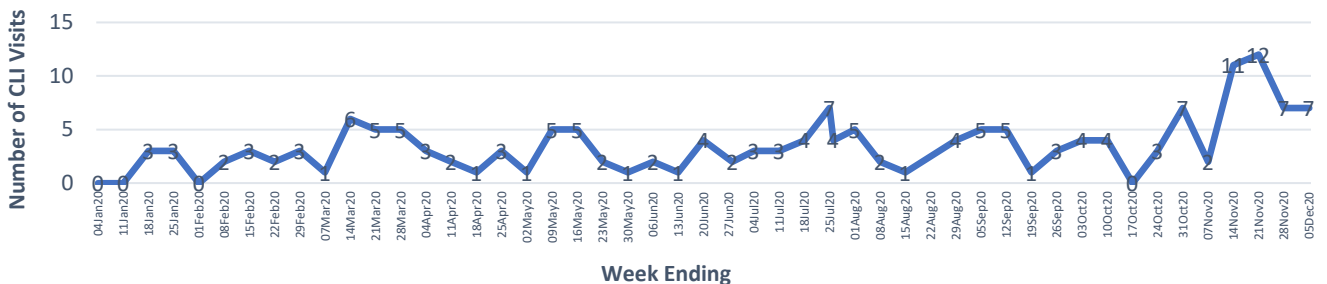
# Cases via Suspected Community Transmission	140
--	-----

# Cases via Outbreaks	4
-----------------------	---

**Outbreak Explanation**

During the week of 11/29-12/5, four (4) cases/patients were associated with outbreaks in Long-Term Care Facilities (LTCF).

**COVID-19-Like Illness (CLI) Visits**  
Itawamba County, Mississippi  
Jan. 04, 2020 - Dec. 05, 2020



\*Counties with test percent positivity <5.0% or with <20 tests in past 14 days: Green; test percent positivity 5.0%-10.0% or with <500 tests and <2000 tests/100k and >10% positivity over 14 days: Yellow; >10.0% and not meeting the criteria for "Green" or "Yellow": Red. Test positivity is rounded to the nearest tenth of a percent before classifying. Reference: [Centers for Medicare and Medicaid Services](https://www.cdc.gov/media/releases/2020/s1119-test-positivity.html)

\*\*Provisional Data: Illnesses occurring during the last two weeks may not yet have been reported and/or represented.