

LAUDERDALE COUNTY WEEKLY COVID-19 SNAPSHOT

WEEK ENDING DECEMBER 5, 2020

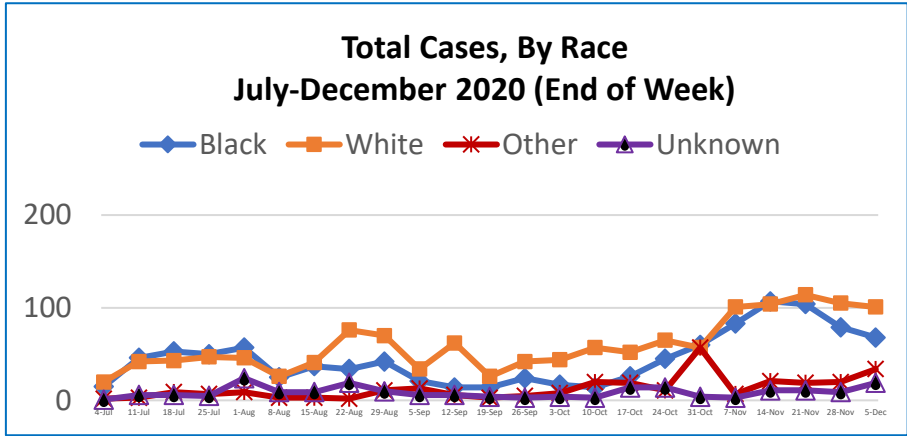
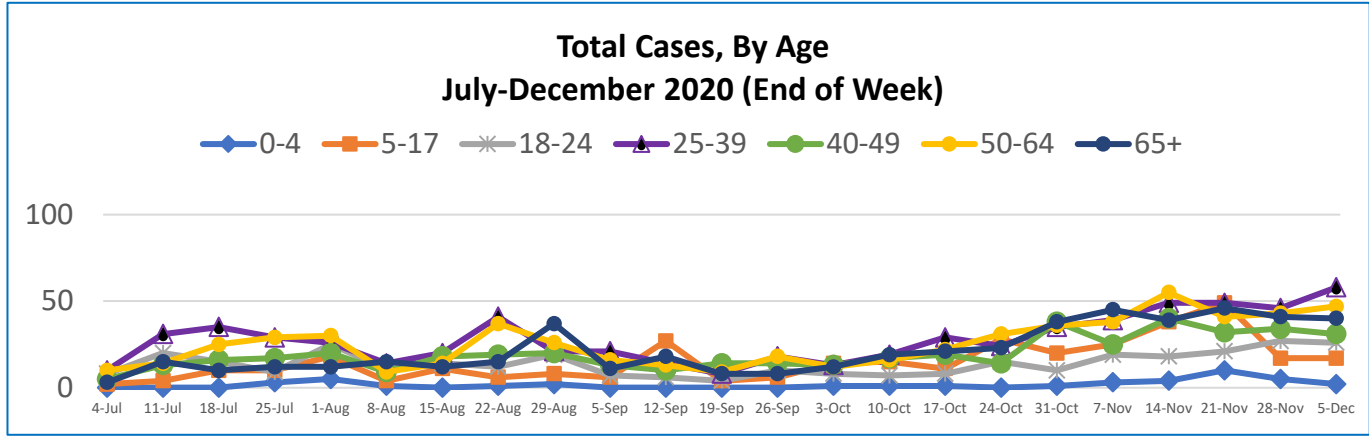
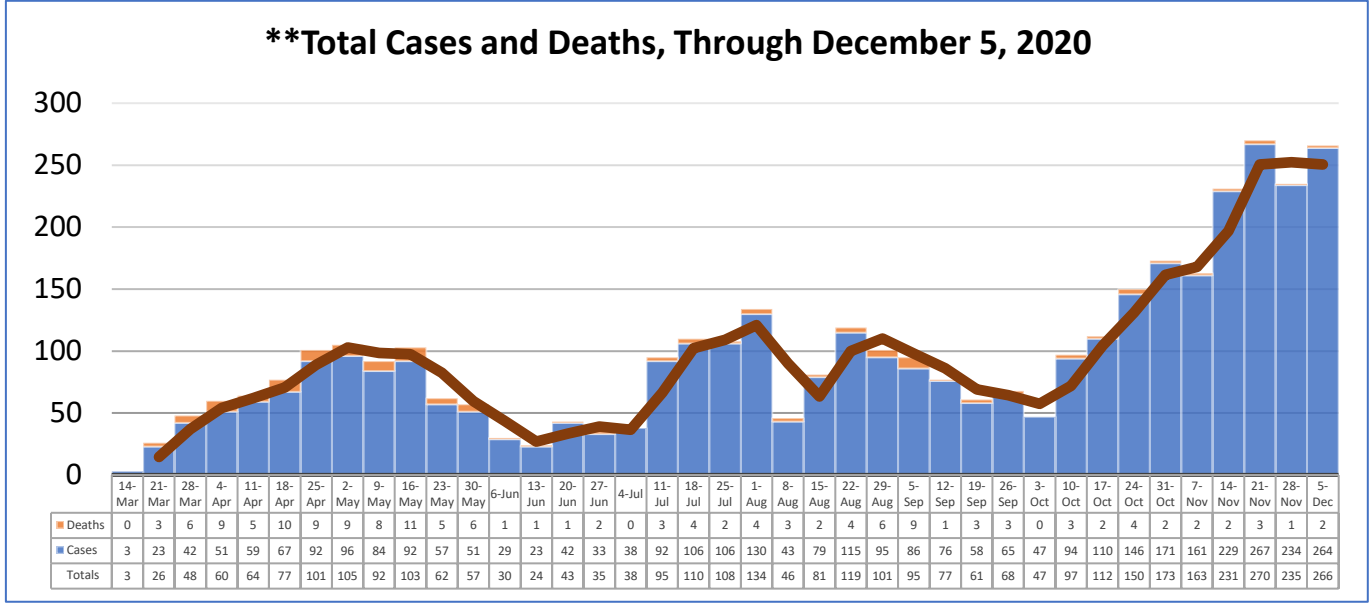


Total Cases
3834

Total Deaths
151

Total Incidence
(cases per 100,000)
5172.3

***Test Positivity Rate**
14.8%
(11/19-12/2)

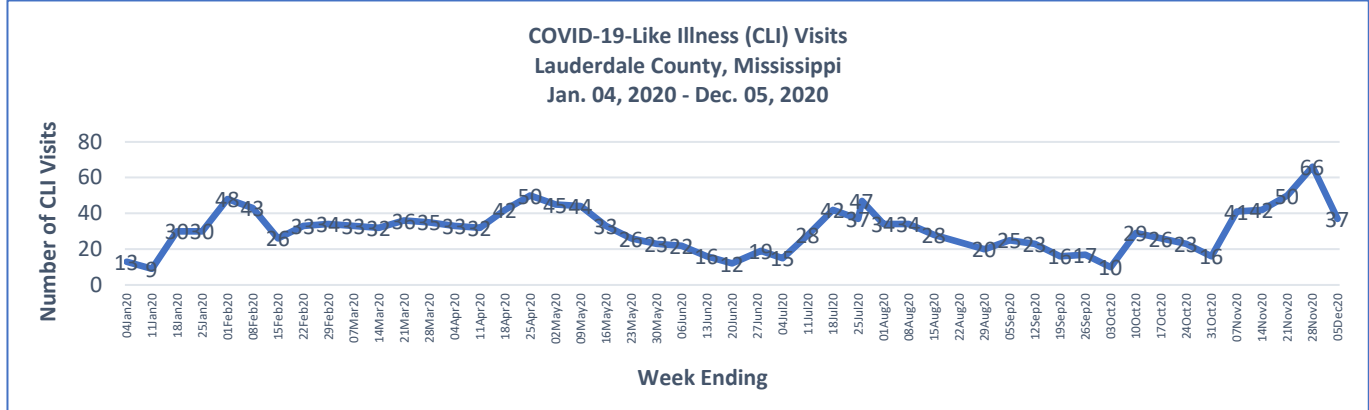


11/29/2020 – 12/5/2020

| | |
|--|-----|
| # Cases via Suspected Community Transmission | 247 |
| # Cases via Outbreaks | 19 |

Outbreak Explanation

During the week of 11/29-12/5, nine (9) cases/patients were associated with outbreaks in Long-Term Care Facilities (LTCF); one (1) case was associated with an outbreak at a residential care facility; one (1) case was associated with an outbreak at a residential care facility; one (1) case was associated with an outbreak at a business/industry; one (1) case was associated with an outbreak in a correctional facility; six (6) cases were pending outbreak investigations.



*Counties with test percent positivity <5.0% or with <20 tests in past 14 days: Green; test percent positivity 5.0%-10.0% or with <500 tests and <2000 tests/100k and >10% positivity over 14 days: Yellow; >10.0% and not meeting the criteria for "Green" or "Yellow": Red. Test positivity is rounded to the nearest tenth of a percent before classifying. Reference: [Centers for Medicare and Medicaid Services](#)

**Provisional Data: Illnesses occurring during the last two weeks may not yet have been reported and/or represented.