

LEE COUNTY WEEKLY COVID-19 SNAPSHOT

WEEK ENDING DECEMBER 5, 2020

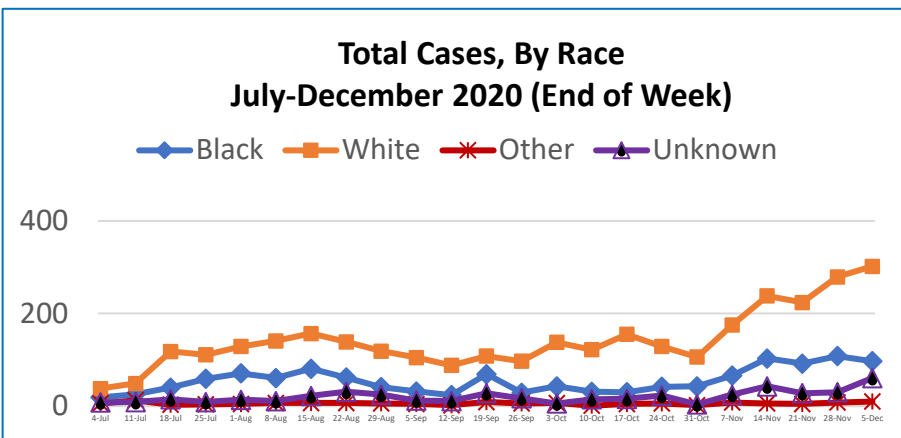
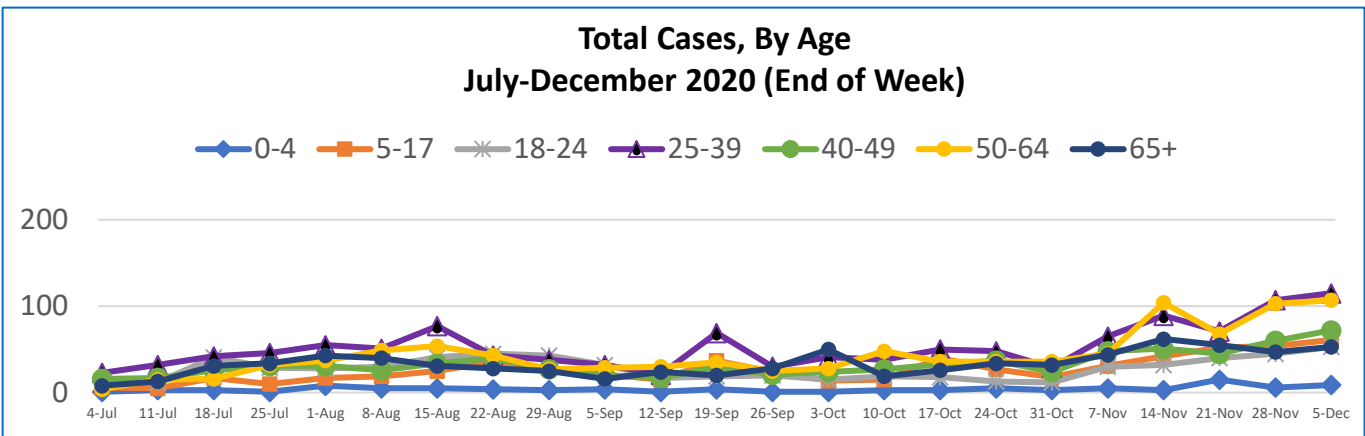
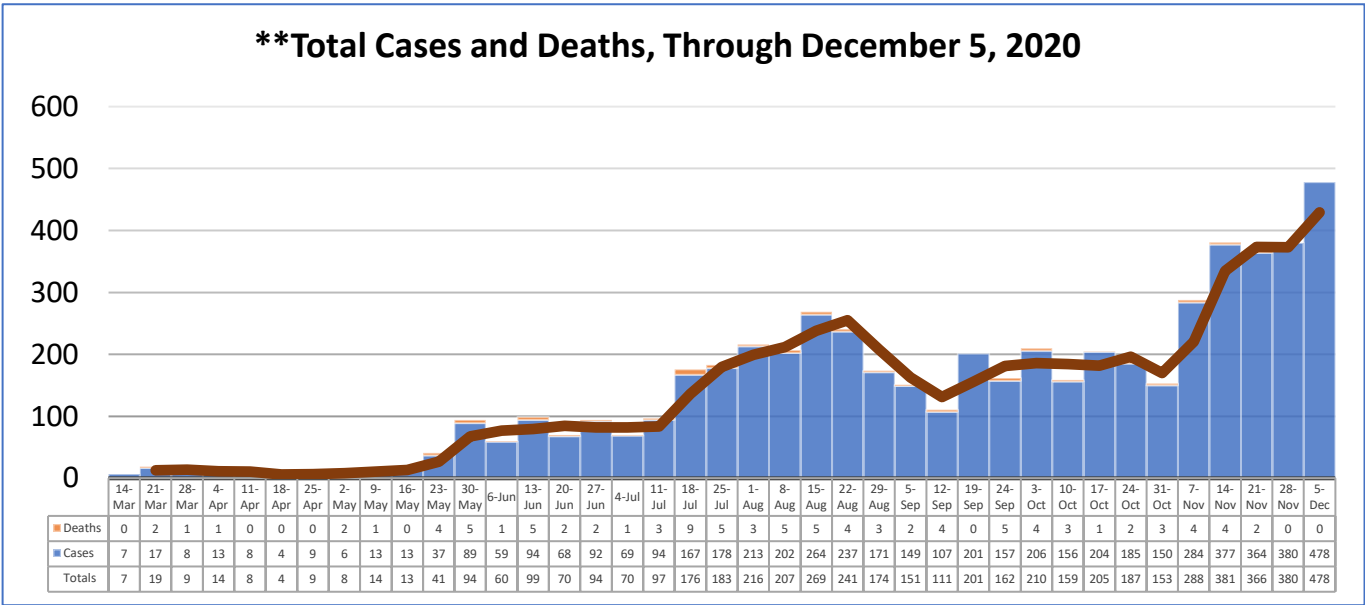


Total Cases
5701

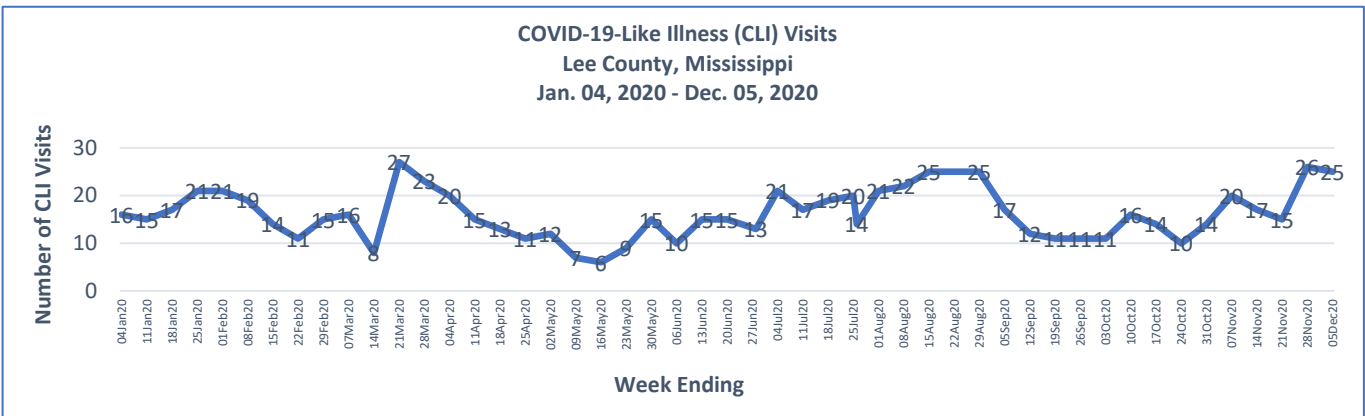
Total Deaths
98

Total Incidence
(cases per 100,000)
6672.8

***Test Positivity Rate**
18.5%
(11/19-12/2)



11/29/2020 – 12/5/2020	
# Cases via Suspected Community Transmission	469
# Cases via Outbreaks	9
Outbreak Explanation	
During the week of 11/29-12/5, one (1) case/patient was associated with an outbreak in a Long-Term Care Facility (LTCF); one (1) case was associated with an outbreak in a business/industry; seven (7) cases were associated with pending outbreak investigations.	



*Counties with test percent positivity <5.0% or with <20 tests in past 14 days: Green; test percent positivity 5.0%-10.0% or with <500 tests and <2000 tests/100k and >10% positivity over 14 days: Yellow; >10.0% and not meeting the criteria for "Green" or "Yellow": Red. Test positivity is rounded to the nearest tenth of a percent before classifying. Reference: [Centers for Medicare and Medicaid Services](#)

**Provisional Data: Illnesses occurring during the last two weeks may not yet have been reported and/or represented.