

MARSHALL COUNTY WEEKLY COVID-19 SNAPSHOT

WEEK ENDING DECEMBER 5, 2020



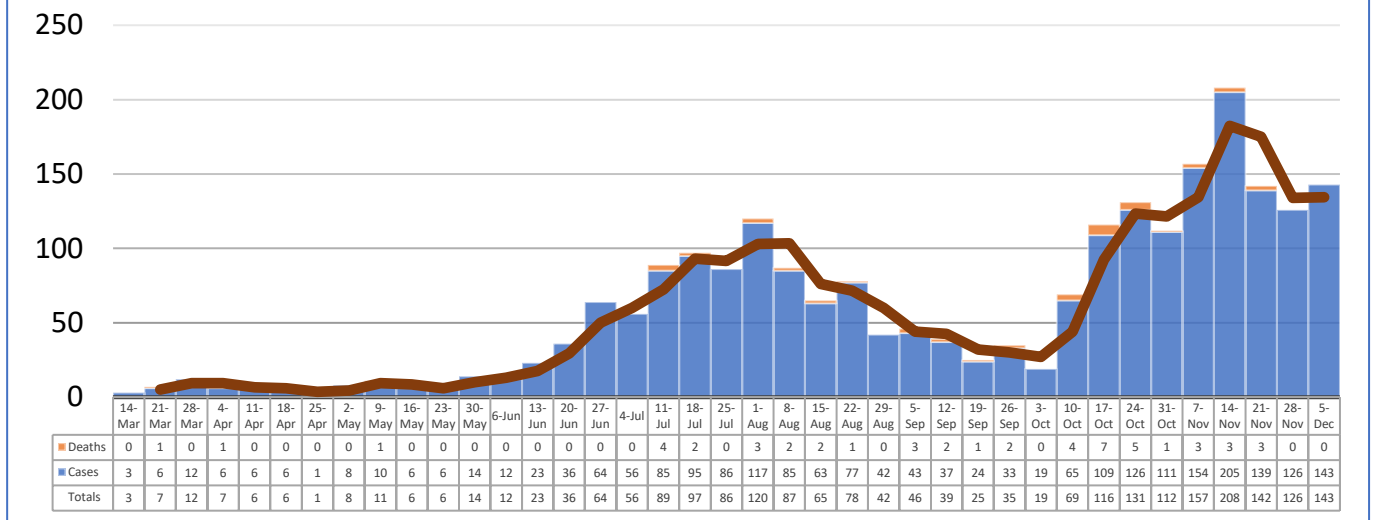
Total Cases
2345

Total Deaths
51

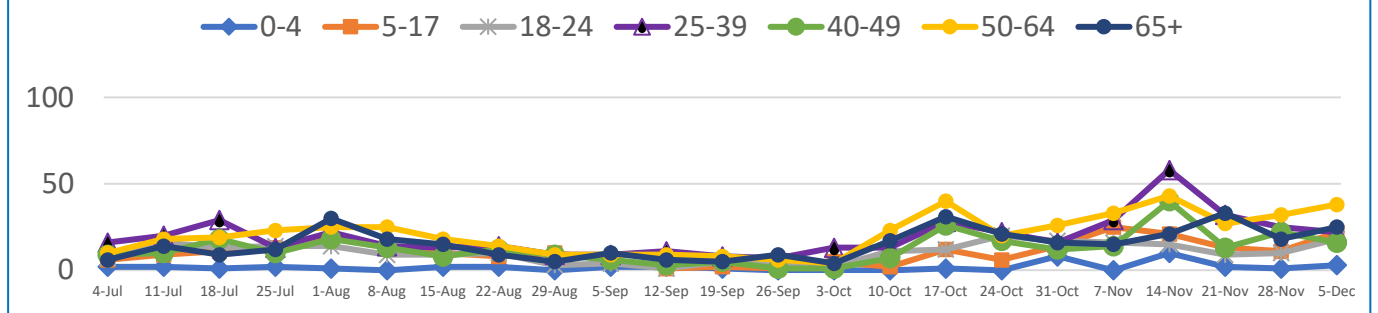
Total Incidence
(cases per 100,000)
6644.2

***Test Positivity Rate**
16.0%
(11/19-12/2)

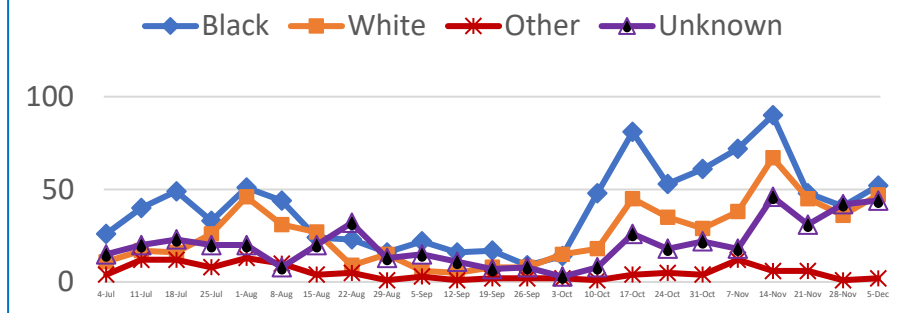
****Total Cases and Deaths, Through December 5, 2020**



Total Cases, By Age
July-December 2020 (End of Week)



Total Cases, By Race
July-December 2020 (End of Week)



11/29/2020 – 12/5/2020

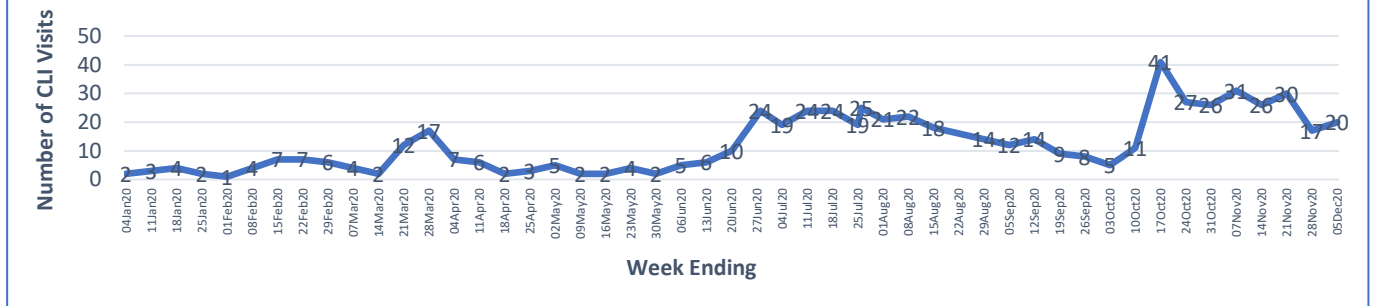
# Cases via Suspected Community Transmission	141
--	-----

# Cases via Outbreaks	2
-----------------------	---

Outbreak Explanation

During the week of 11/29-12/5, one (1) case/patient was associated with an outbreak in a Long-Term Care Facility (LTCF); one (1) case/patient was associated with a pending outbreak investigation.

COVID-19-Like Illness (CLI) Visits
Marshall County, Mississippi
Jan. 04, 2020 - Dec. 05, 2020



*Counties with test percent positivity <5.0% or with <20 tests in past 14 days: Green; test percent positivity 5.0%-10.0% or with <500 tests and <2000 tests/100k and >10% positivity over 14 days: Yellow; >10.0% and not meeting the criteria for "Green" or "Yellow": Red. Test positivity is rounded to the nearest tenth of a percent before classifying. Reference: [Centers for Medicare and Medicaid Services](#)

**Provisional Data: Illnesses occurring during the last two weeks may not yet have been reported and/or represented.