

OKTIBBEHA COUNTY WEEKLY COVID-19 SNAPSHOT

WEEK ENDING DECEMBER 5, 2020



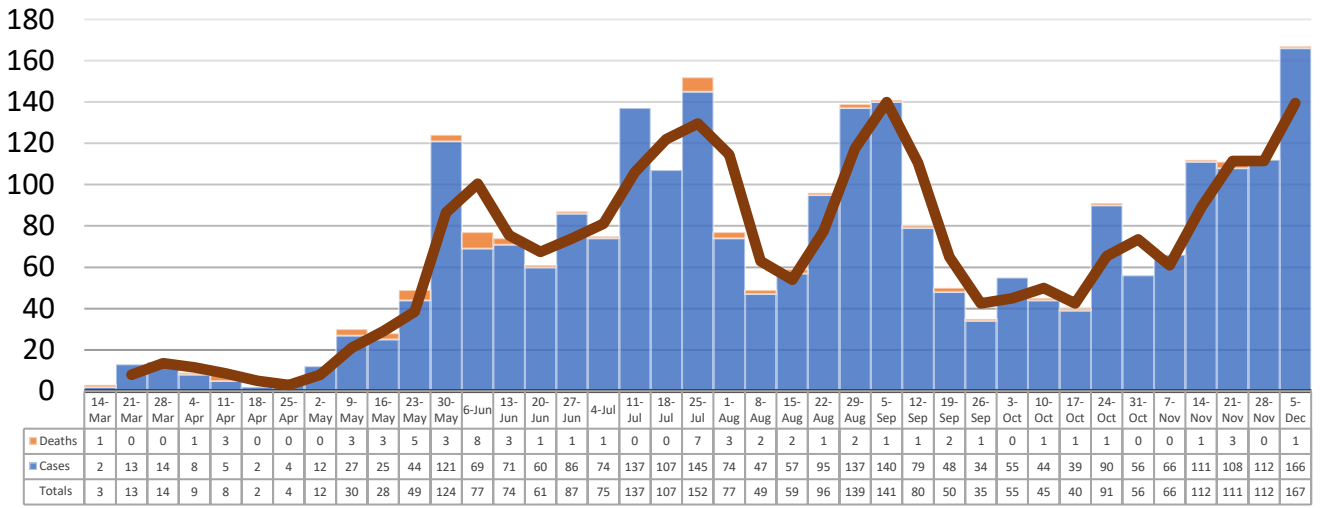
Total Cases
2665

Total Deaths
63

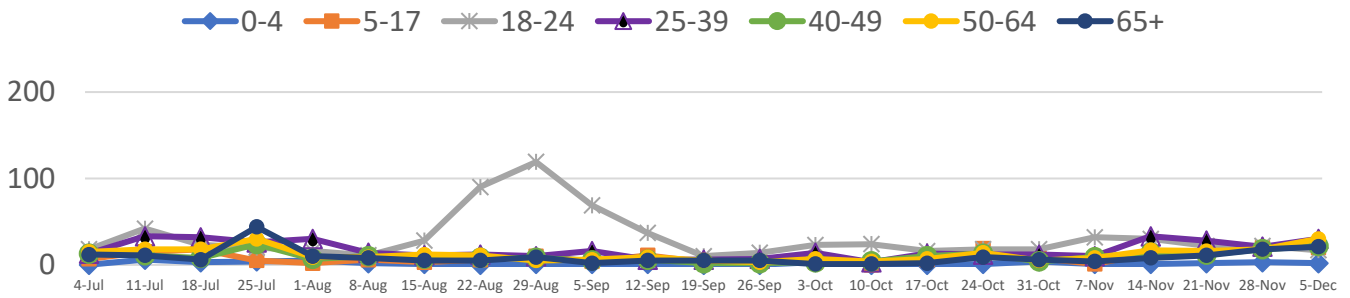
Total Incidence
(cases per 100,000)
5374.4

***Test Positivity Rate**
9.4%
(11/19-12/2)

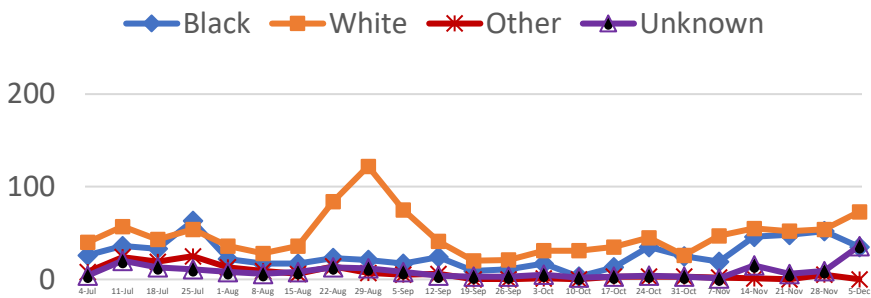
**Total Cases and Deaths, Through December 5, 2020



Total Cases, By Age July-December 2020 (End of Week)



Total Cases, By Race July-December 2020 (End of Week)



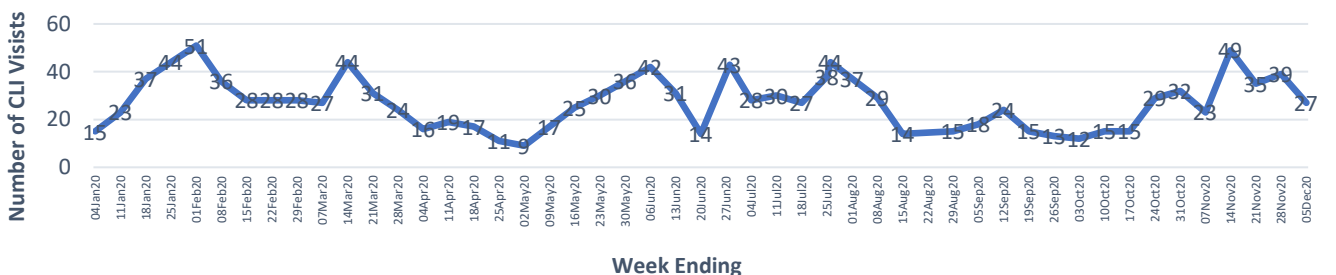
11/29/2020 – 12/5/2020

# Cases via Suspected Community Transmission	158
# Cases via Outbreaks	9

Outbreak Explanation

During the week of 11/29-12/5, eight (8) cases/patients were associated with outbreaks in Long-Term Care Facilities (LTCF); one (1) case was associated with an outbreak in a residential care facility.

COVID-19-Like Illness (CLI) Visits Oktibbeha County, Mississippi Jan. 04, 2020 - Dec. 05, 2020



*Counties with test percent positivity <5.0% or with <20 tests in past 14 days: Green; test percent positivity 5.0%-10.0% or with <500 tests and <2000 tests/100k and >10.0% positivity over 14 days: Yellow; >10.0% and not meeting the criteria for "Green" or "Yellow": Red. Test positivity is rounded to the nearest tenth of a percent before classifying. Reference: [Centers for Medicare and Medicaid Services](#)

**Provisional Data: Illnesses occurring during the last two weeks may not yet have been reported and/or represented.