

# PANOLA COUNTY WEEKLY COVID-19 SNAPSHOT

WEEK ENDING DECEMBER 5, 2020



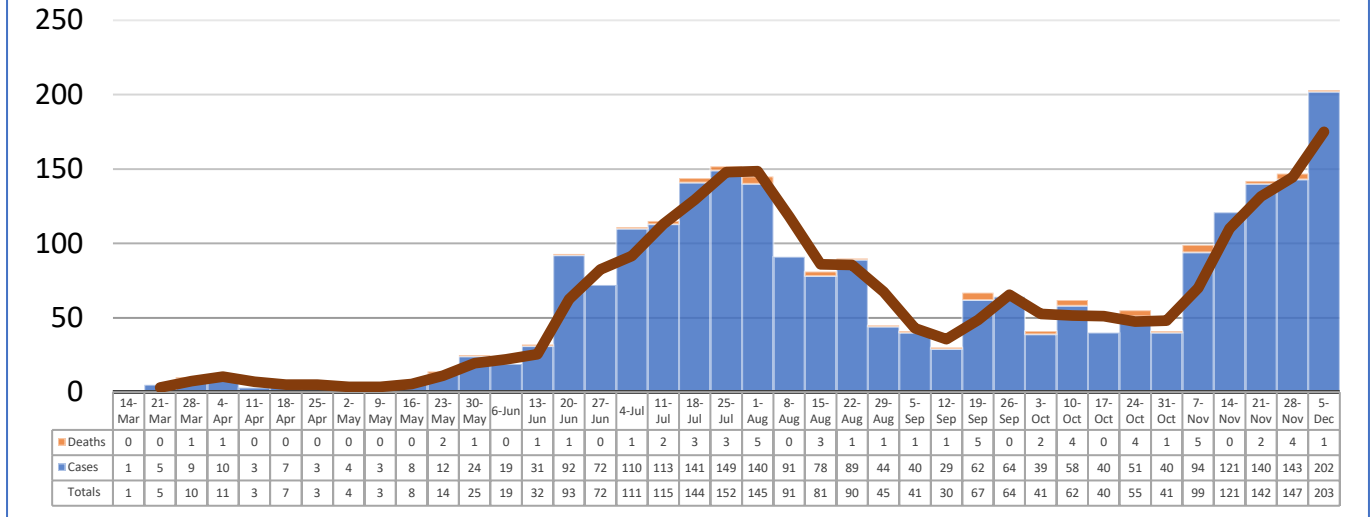
**Total Cases**  
**2469**

**Total Deaths**  
**56**

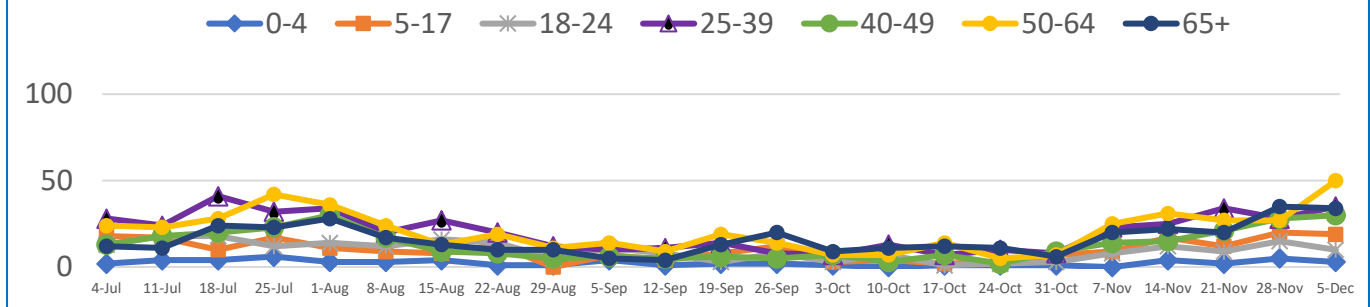
**Total Incidence**  
(cases per 100,000)  
**7221.0**

**\*Test Positivity Rate**  
**20.4%**  
(11/19-12/2)

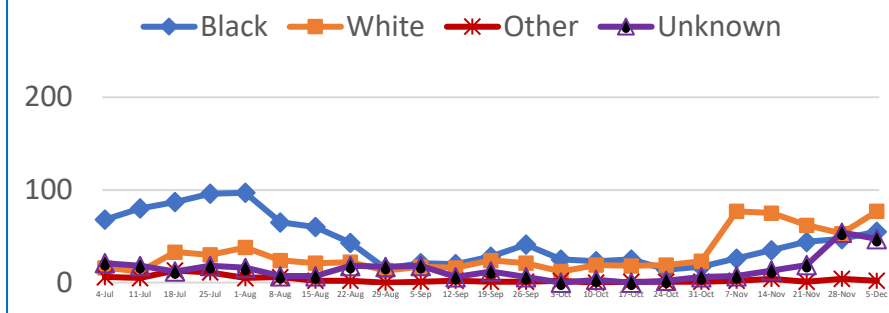
**\*\*Total Cases and Deaths, Through December 5, 2020**



**Total Cases, By Age**  
July-December 2020 (End of Week)



**Total Cases, By Race**  
July-December 2020 (End of Week)



**11/29/2020 – 12/5/2020**

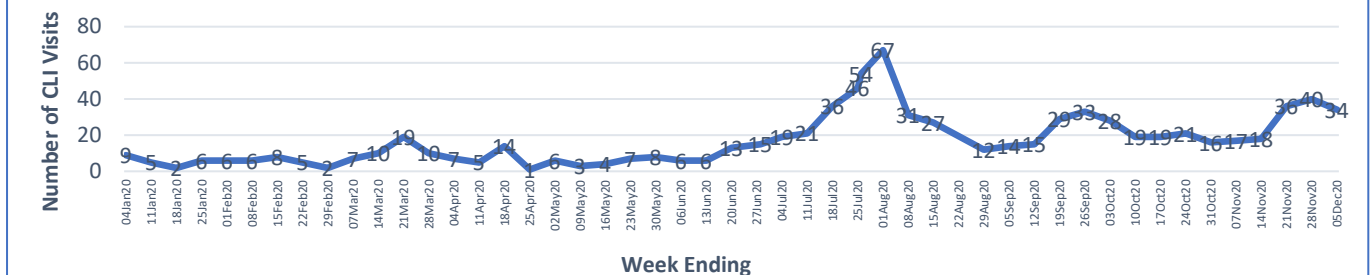
# Cases via Suspected Community Transmission: **193**

# Cases via Outbreaks: **10**

Outbreak Explanation

During the week of 11/29-12/5, ten (10) cases/patients were associated with an outbreak in a Long-Term Care Facility (LTCF).

**COVID-19-Like Illness (CLI) Visits**  
Panola County, Mississippi  
Jan. 04, 2020 - Dec. 05, 2020



\*Counties with test percent positivity <5.0% or with <20 tests in past 14 days: Green; test percent positivity 5.0%-10.0% or with <500 tests and <2000 tests/100k and >10% positivity over 14 days: Yellow; >10.0% and not meeting the criteria for "Green" or "Yellow": Red. Test positivity is rounded to the nearest tenth of a percent before classifying. Reference: [Centers for Medicare and Medicaid Services](#)

\*\*Provisional Data: Illnesses occurring during the last two weeks may not yet have been reported and/or represented.