

PIKE COUNTY WEEKLY COVID-19 SNAPSHOT

WEEK ENDING DECEMBER 5, 2020

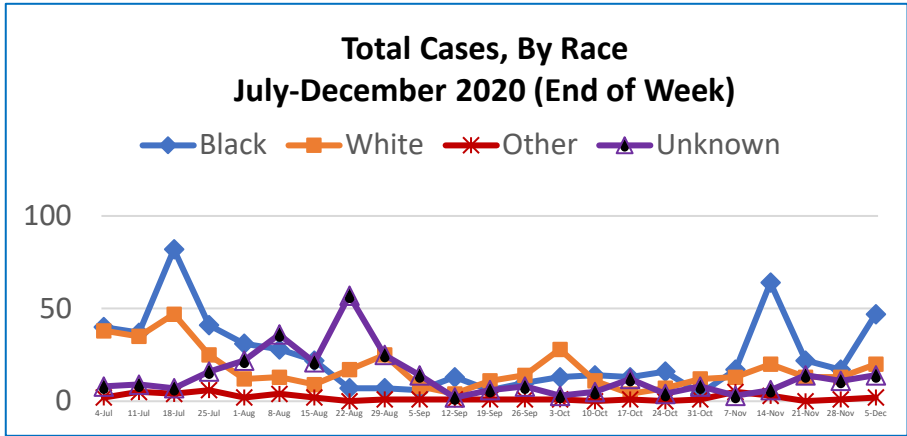
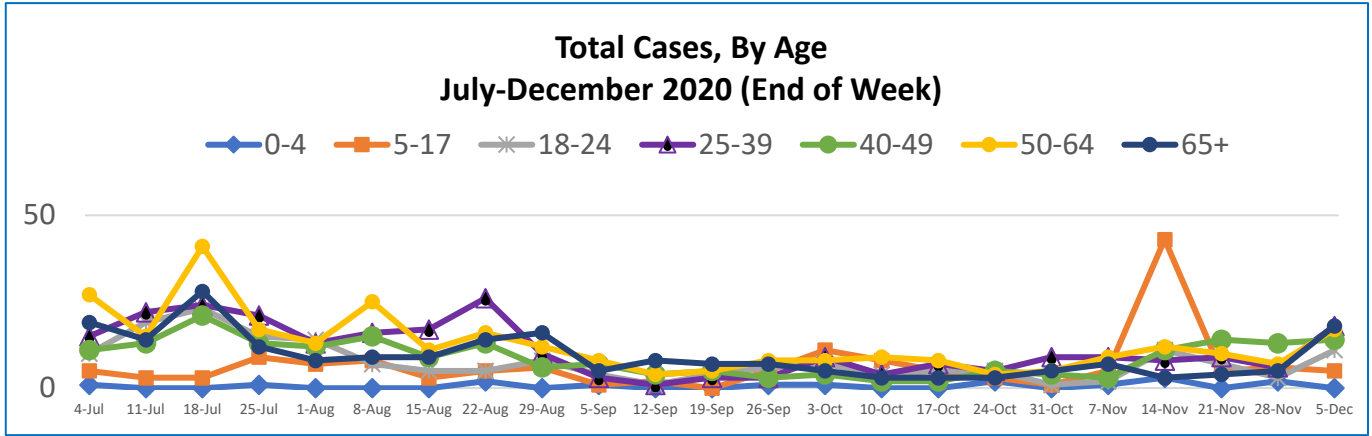
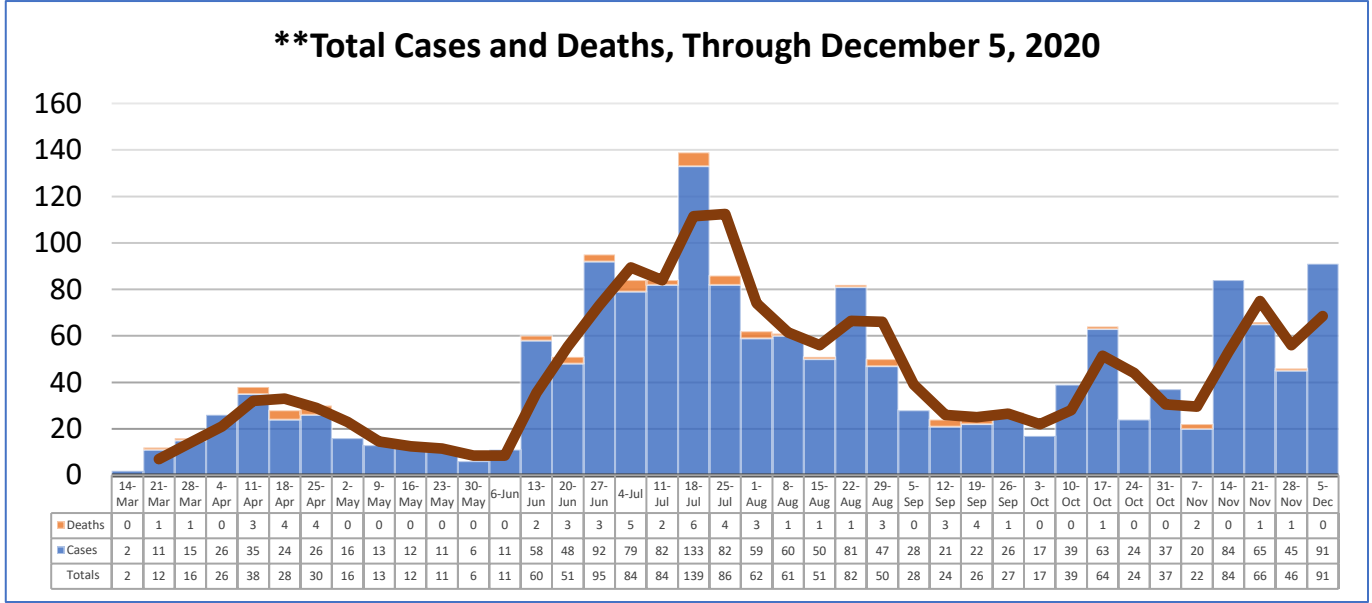


Total Cases
1739

Total Deaths
60

Total Incidence
(cases per 100,000)
4426.3

***Test Positivity Rate**
17.3%
(11/19-12/2)

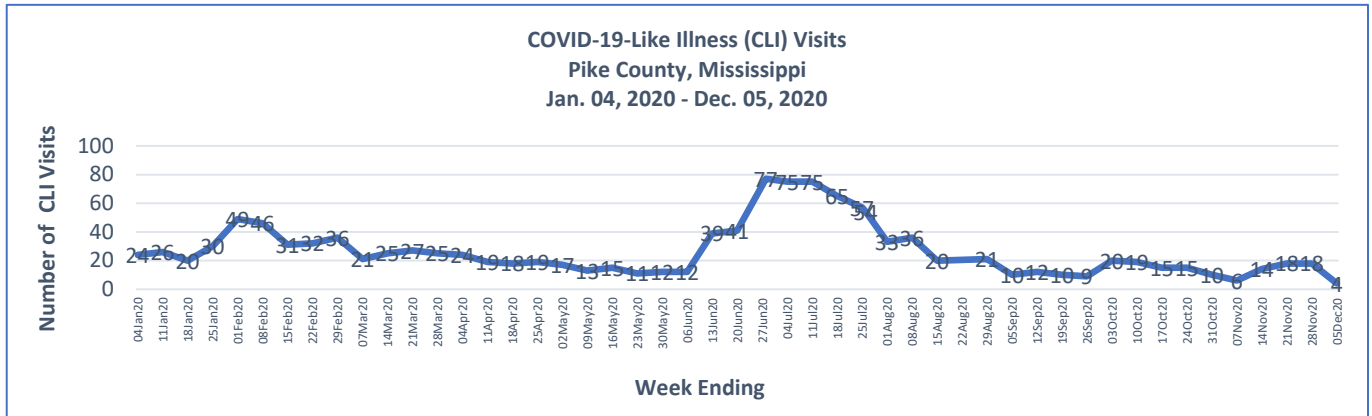


11/29/2020 – 12/5/2020

# Cases via Suspected Community Transmission	88
# Cases via Outbreaks	3

Outbreak Explanation

During the week of 11/29-12/5, two (2) cases/patients were associated with outbreaks in a Long-Term Care Facility (LTCF); one (1) case was associated with a pending outbreak investigation.



*Counties with test percent positivity <5.0% or with <20 tests in past 14 days: Green; test percent positivity 5.0%-10.0% or with <500 tests and <2000 tests/100k and >10% positivity over 14 days: Yellow; >10.0% and not meeting the criteria for "Green" or "Yellow": Red. Test positivity is rounded to the nearest tenth of a percent before classifying. Reference: [Centers for Medicare and Medicaid Services](#)

**Provisional Data: Illnesses occurring during the last two weeks may not yet have been reported and/or represented.