

TISHOMINGO COUNTY WEEKLY COVID-19 SNAPSHOT

WEEK ENDING DECEMBER 5, 2020



Total Cases

1200

Total Deaths

45

Total Incidence

(cases per 100,000)

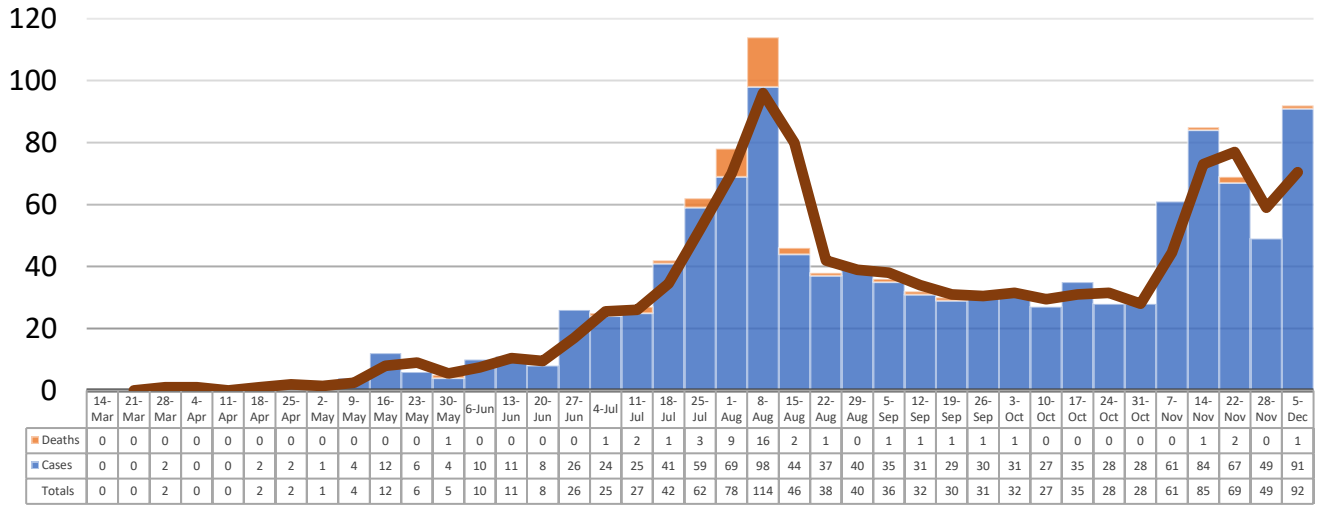
6191.0

*Test Positivity Rate

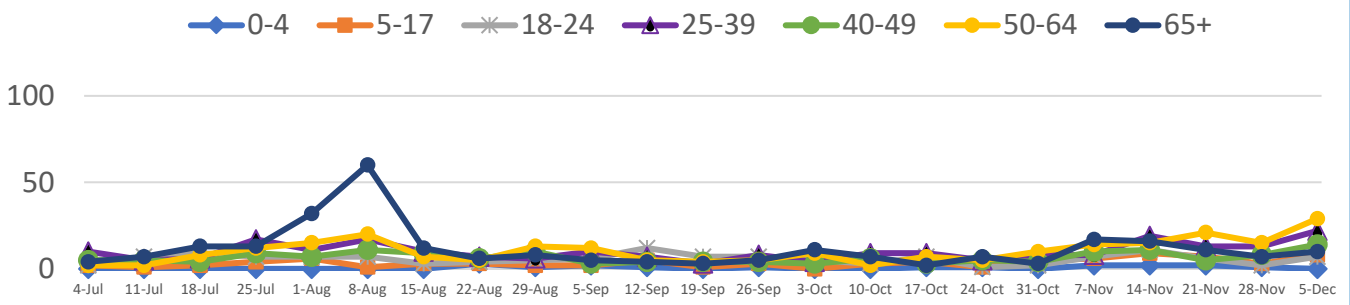
12.7%

(11/19-12/2)

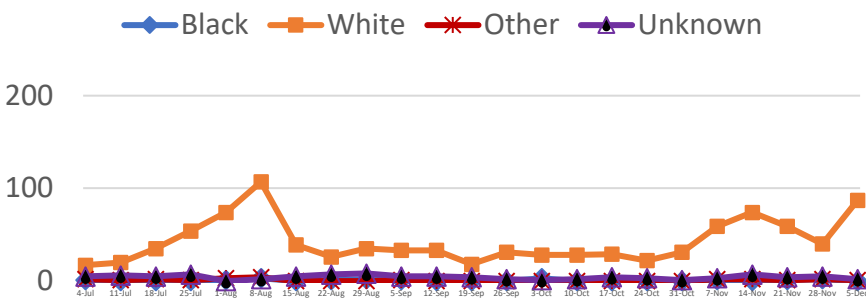
**Total Cases and Deaths, Through December 5, 2020



Total Cases, By Age July-December 2020 (End of Week)



Total Cases, By Race July-December 2020 (End of Week)



11/29/2020 – 12/5/2020

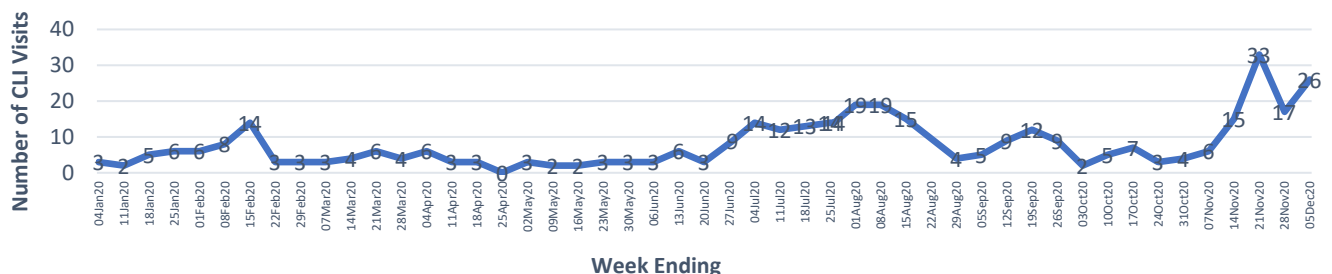
Cases via Suspected Community Transmission: 89

Cases via Outbreaks: 3

Outbreak Explanation

During the week of 11/29-12/5, one (1) case was associated with an outbreak in a Long-Term Care Facility (LTCF); two (2) cases were associated with pending outbreak investigations.

COVID-19-Like Illness (CLI) Visits Tishomingo County, Mississippi Jan. 04, 2020 - Dec. 05, 2020



*Counties with test percent positivity <5.0% or with <20 tests in past 14 days: Green; test percent positivity 5.0%-10.0% or with <500 tests and <2000 tests/100k and >10% positivity over 14 days: Yellow; >10.0% and not meeting the criteria for "Green" or "Yellow": Red. Test positivity is rounded to the nearest tenth of a percent before classifying. Reference: [Centers for Medicare and Medicaid Services](https://www.cdc.gov/media/releases/2020/s1119-covid-19-testing.html)

**Provisional Data: Illnesses occurring during the last two weeks may not yet have been reported and/or represented.