

WARREN COUNTY WEEKLY COVID-19 SNAPSHOT

WEEK ENDING DECEMBER 5, 2020



Total Cases

1949

Total Deaths

59

Total Incidence

(cases per 100,000)

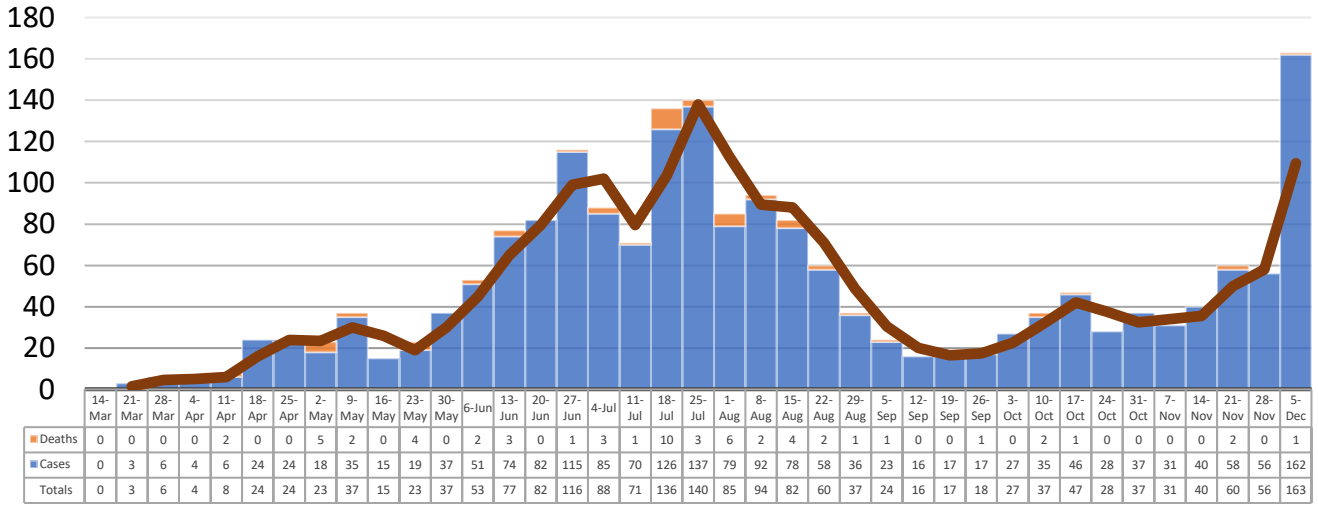
4294.7

*Test Positivity Rate

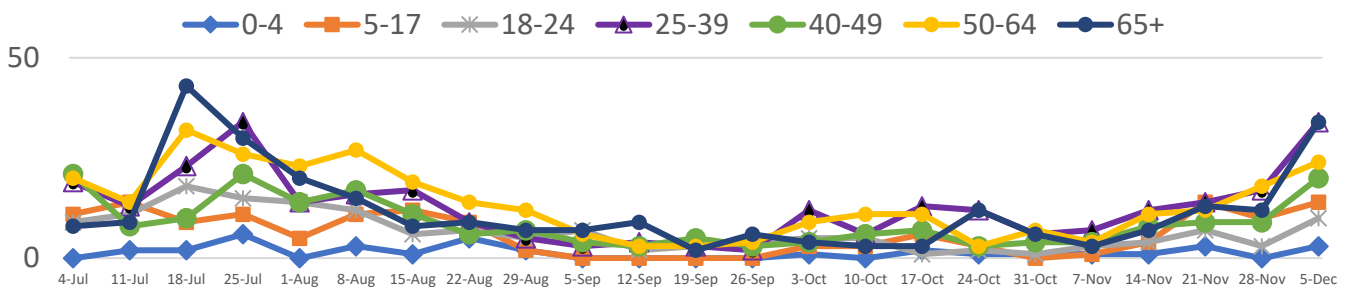
13.4%

(11/19-12/2)

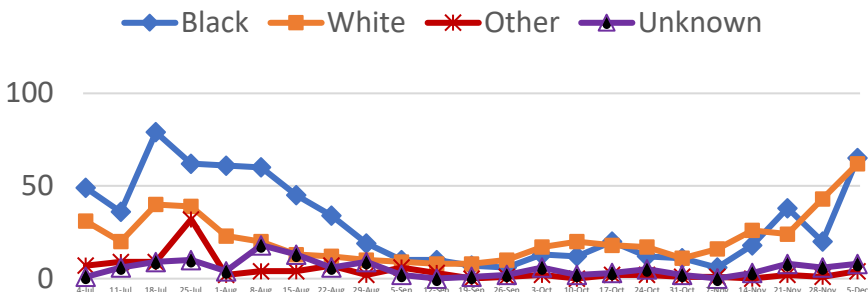
**Total Cases and Deaths, Through December 5, 2020



Total Cases, By Age July-December 2020 (End of Week)



Total Cases, By Race July-December 2020 (End of Week)



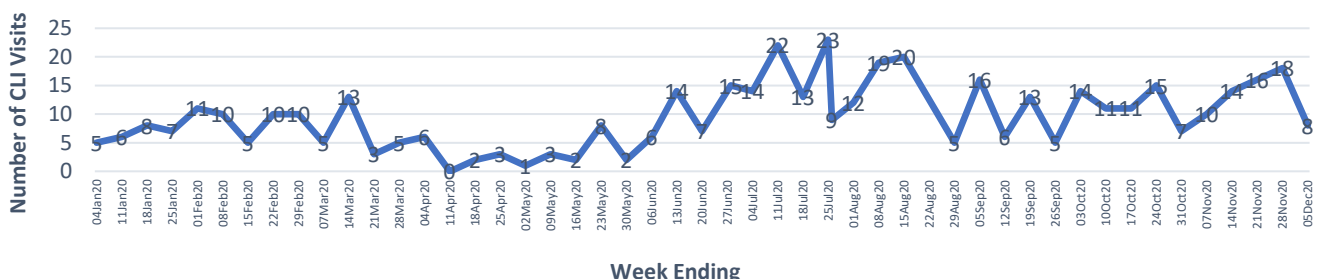
11/29/2020 – 12/5/2020

# Cases via Suspected Community Transmission	142
# Cases via Outbreaks	21

Outbreak Explanation

During the week of 11/22-11/28, 19 cases/patients were associated with outbreaks in Long-Term Care Facilities (LTCF); 2 cases/patients were associated with pending outbreak investigations.

COVID-19-Like Illness (CLI) Visits Warren County, Mississippi Jan. 04, 2020 - Dec. 05, 2020



*Counties with test percent positivity <5.0% or with <20 tests in past 14 days: Green; test percent positivity 5.0%-10.0% or with <500 tests and <2000 tests/100k and >10% positivity over 14 days: Yellow; >10.0% and not meeting the criteria for "Green" or "Yellow": Red. Test positivity is rounded to the nearest tenth of a percent before classifying. Reference: [Centers for Medicare and Medicaid Services](#)

**Provisional Data: Illnesses occurring during the last two weeks may not yet have been reported and/or represented.