

LAUDERDALE COUNTY WEEKLY COVID-19 SNAPSHOT

WEEK ENDING DECEMBER 12, 2020



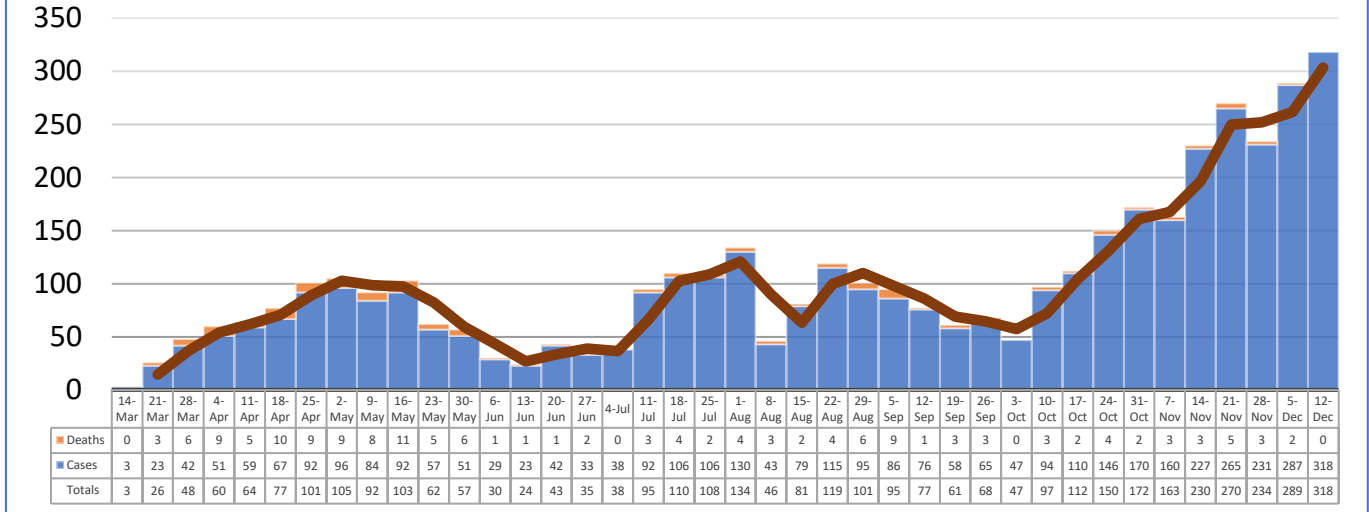
Total Cases
4177

Total Deaths
157

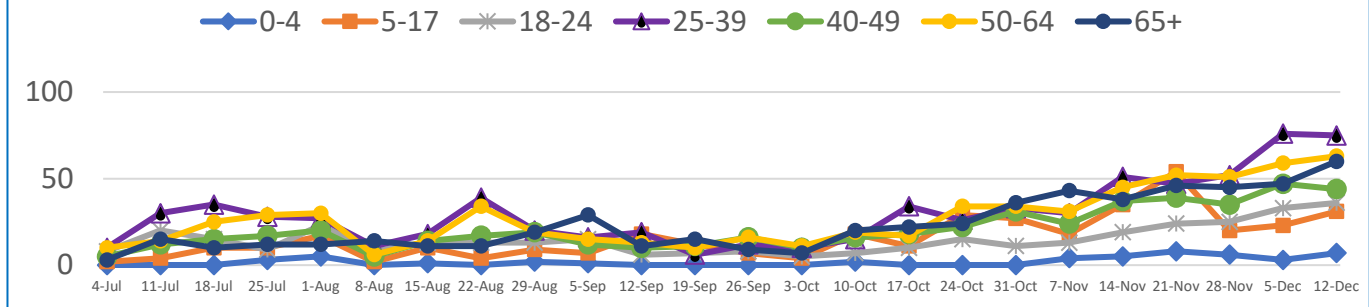
Total Incidence
(cases per 100,000)
5635.1

***Test Positivity Rate**
17.9%
(11/26-12/9)

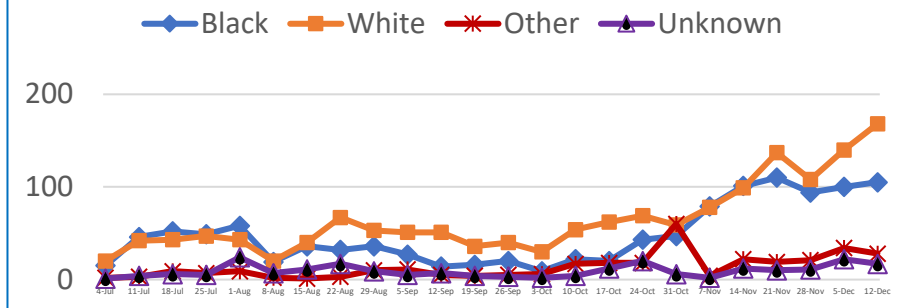
**Total Cases and Deaths, Through December 12, 2020



Total Cases, By Age July-December 2020 (End of Week)



Total Cases, By Race July-December 2020 (End of Week)



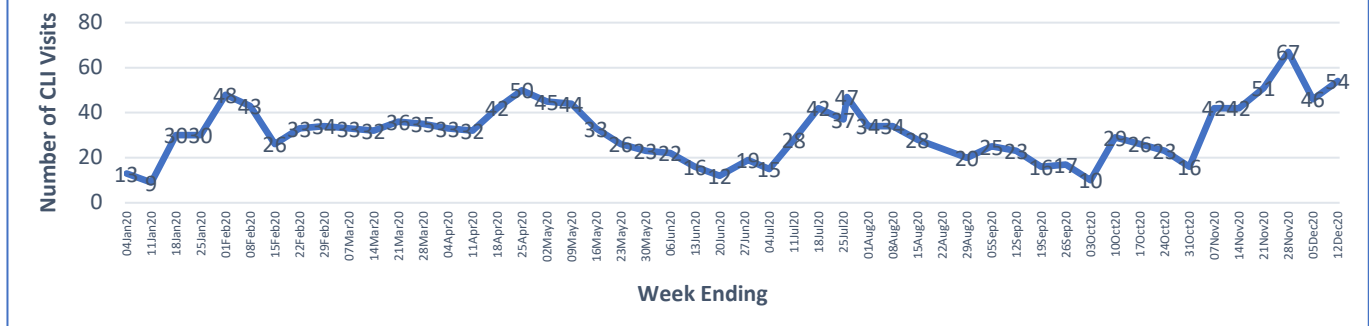
12/6/2020 – 12/12/2020

# Cases via Suspected Community Transmission	298
# Cases via Outbreaks	20

Outbreak Explanation

During the week of 12/6-12/12, ten (10) cases/patients were associated with outbreaks in Long-Term Care Facilities (LTCF); two (2) cases were associated with an outbreak at a residential care facility; one (1) case was associated with an outbreak in a correctional facility; seven (7) cases were pending outbreak investigations.

COVID-19-Like Illness (CLI) Visits Lauderdale County, Mississippi Jan. 04, 2020 - Dec. 12, 2020



*Counties with test percent positivity <5.0% or with <20 tests in past 14 days: Green; test percent positivity 5.0%-10.0% or with <500 tests and <2000 tests/100k and >10% positivity over 14 days: Yellow; >10.0% and not meeting the criteria for "Green" or "Yellow": Red. Test positivity is rounded to the nearest tenth of a percent before classifying. Reference: [Centers for Medicare and Medicaid Services](#)

**Provisional Data: Illnesses occurring during the last two weeks may not yet have been reported and/or represented.