

# LEFLORE COUNTY WEEKLY COVID-19 SNAPSHOT

WEEK ENDING DECEMBER 12, 2020

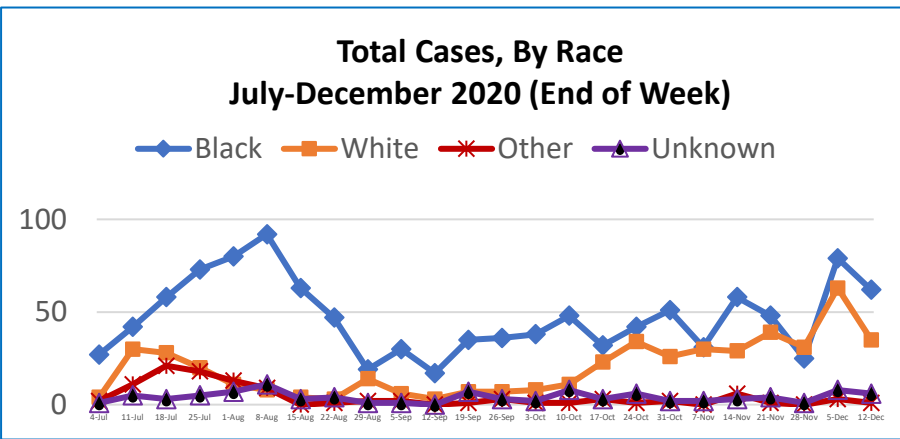
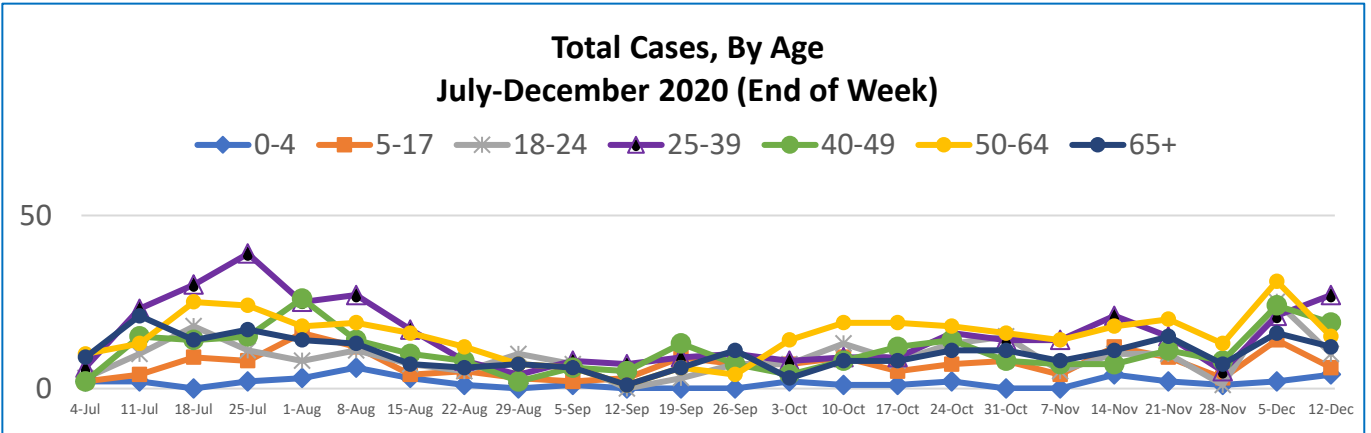
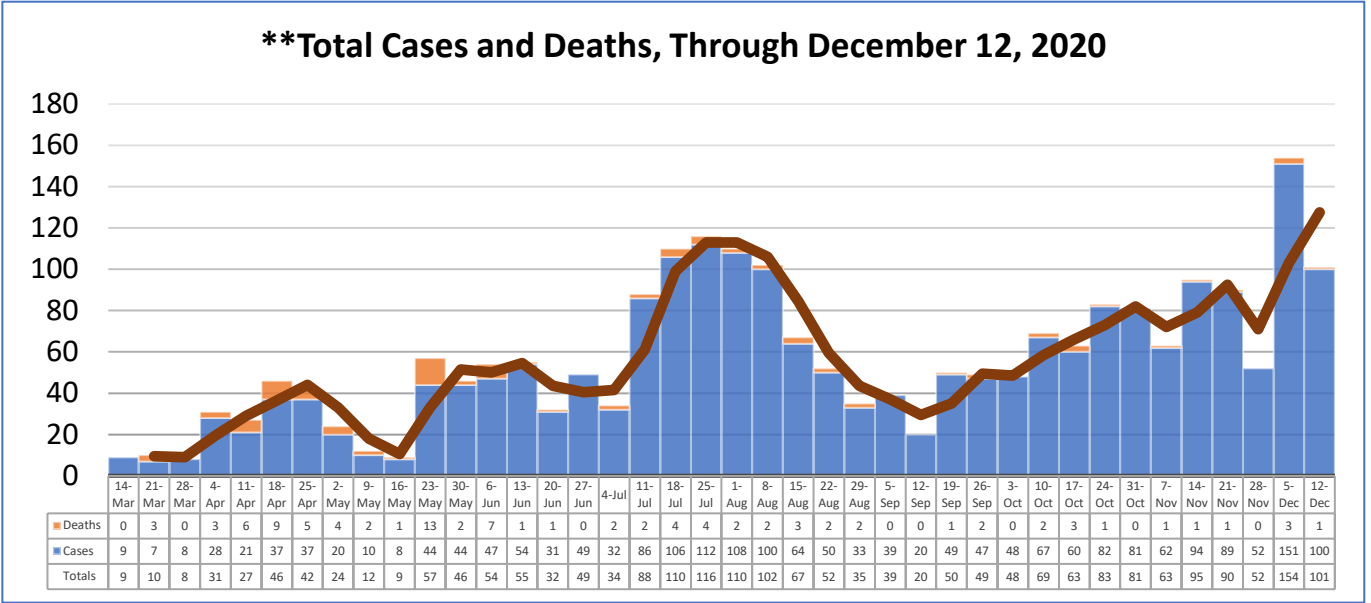


**Total Cases**  
**2316**

**Total Deaths**  
**96**

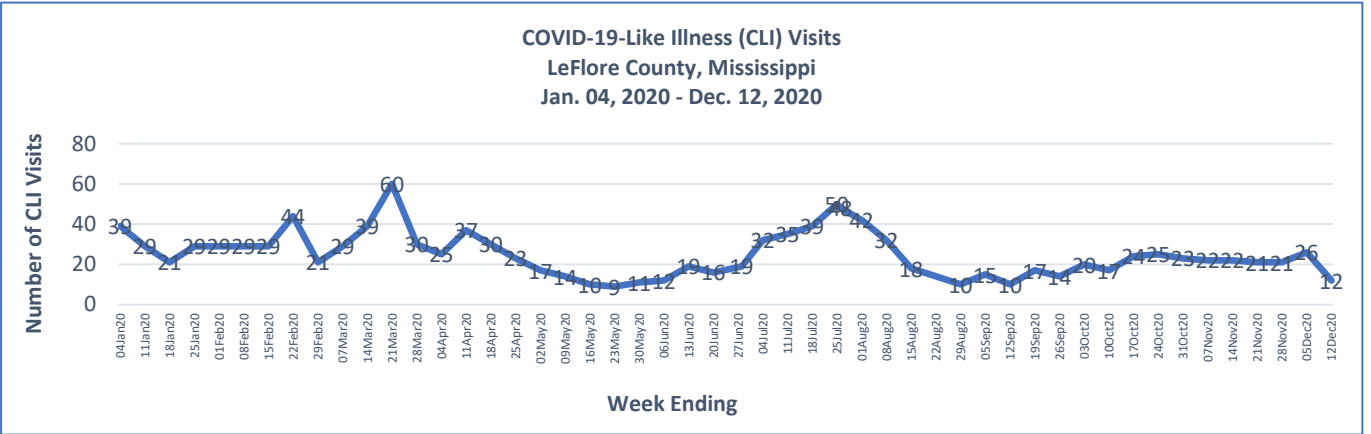
**Total Incidence**  
(cases per 100,000)  
**8217.7**

**\*Test Positivity Rate**  
**24.0%**  
(11/26-12/9)



**12/6/2020 – 12/12/2020**

# Cases via Suspected Community Transmission	98
# Cases via Outbreaks	3
<b>Outbreak Explanation</b>	
During the week of 12/6-12/12, two (2) cases/patients were associated with an outbreak in a Long-Term Care Facility (LTCF); one (1) case is pending an outbreak investigation.	



\*Counties with test percent positivity <5.0% or with <20 tests in past 14 days: Green; test percent positivity 5.0%-10.0% or with <500 tests and <2000 tests/100k and >10% positivity over 14 days: Yellow; >10.0% and not meeting the criteria for "Green" or "Yellow": Red. Test positivity is rounded to the nearest tenth of a percent before classifying. Reference: [Centers for Medicare and Medicaid Services](https://www.cdc.gov/medicaidandmedicare/)

\*\*Provisional Data: Illnesses occurring during the last two weeks may not yet have been reported and/or represented.