

# MONROE COUNTY WEEKLY COVID-19 SNAPSHOT

WEEK ENDING DECEMBER 12, 2020



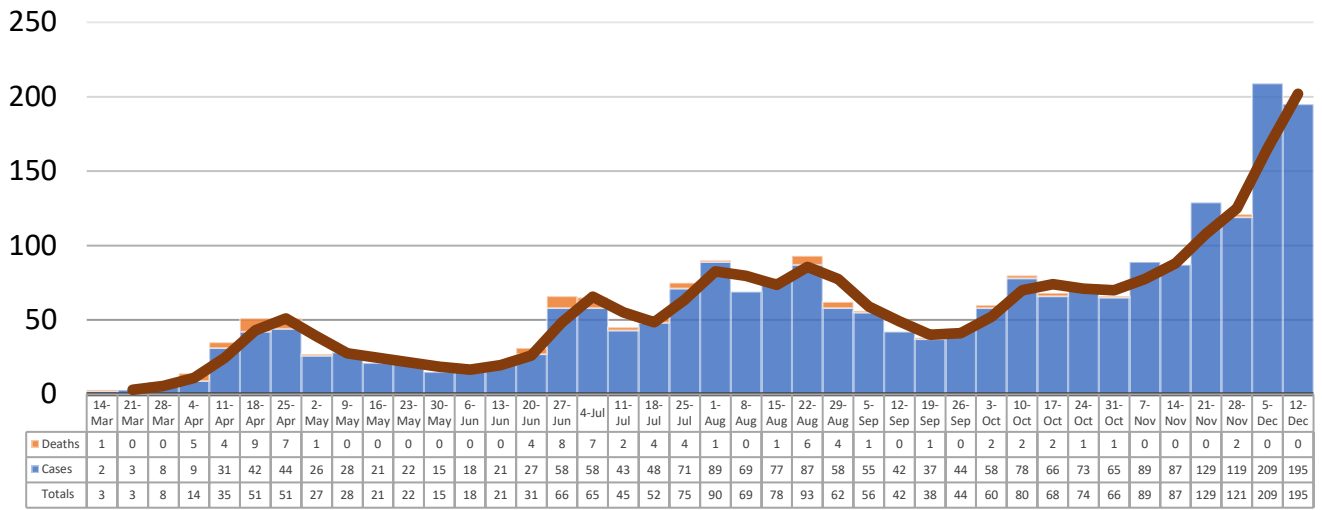
**Total Cases**  
**2429**

**Total Deaths**  
**80**

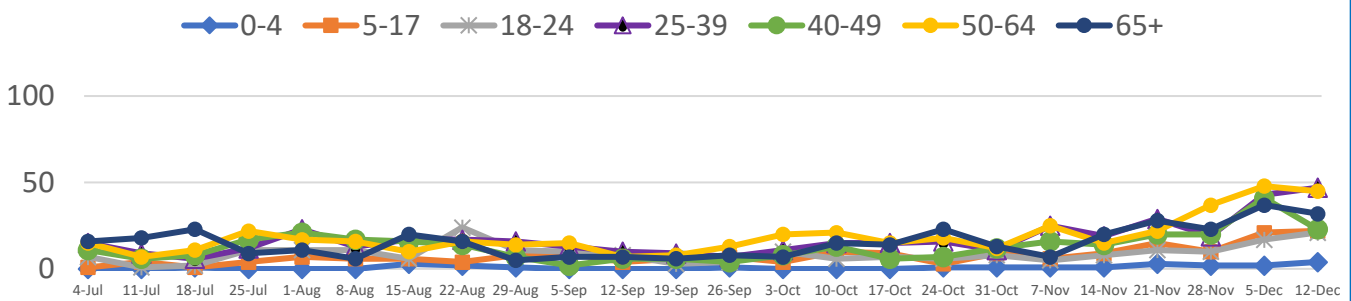
**Total Incidence**  
(cases per 100,000)  
**6890.4**

**\*Test Positivity Rate**  
**19.9%**  
(11/26-12/9)

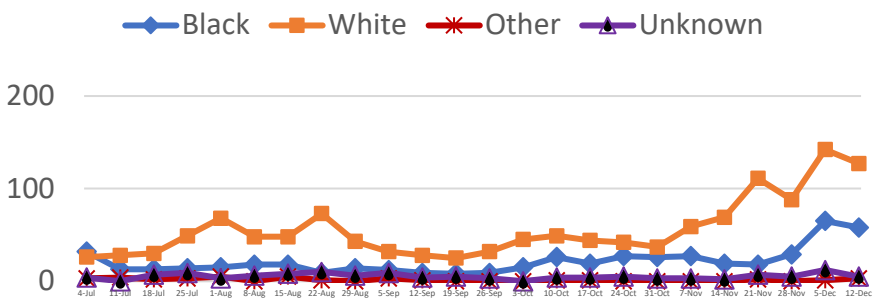
**\*\*Total Cases and Deaths, Through December 12, 2020**



**Total Cases, By Age July-December 2020 (End of Week)**



**Total Cases, By Race July-December 2020 (End of Week)**



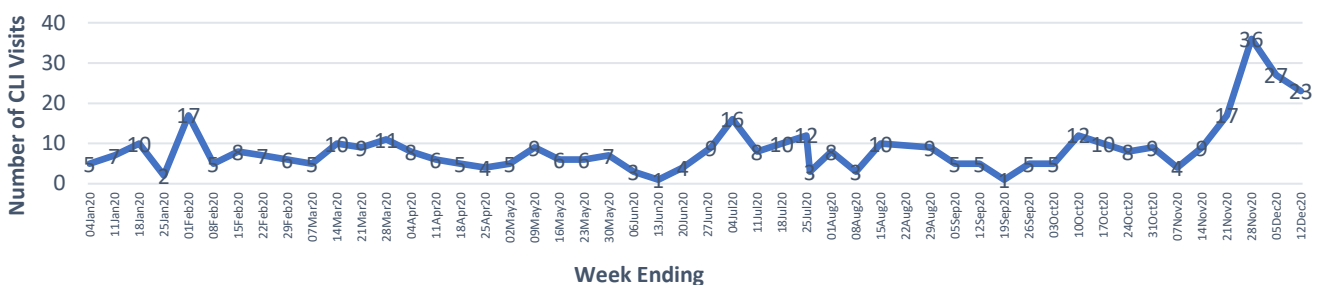
**12/6/2020 – 12/12/2020**

|  |     |
|--|-----|
| # Cases via Suspected Community Transmission | 192 |
| # Cases via Outbreaks                        | 2   |

**Outbreak Explanation**

During the week of 12/6-12/12, two (2) cases/patients were associated with an outbreak in a Long-Term Care Facility (LTCF).

**COVID-19-Like Illness (CLI) Visits  
Monroe County, Mississippi  
Jan. 04, 2020 - Dec. 12, 2020**



\*Counties with test percent positivity <5.0% or with <20 tests in past 14 days: Green; test percent positivity 5.0%-10.0% or with <500 tests and <2000 tests/100k and >10% positivity over 14 days: Yellow; >10.0% and not meeting the criteria for "Green" or "Yellow": Red. Test positivity is rounded to the nearest tenth of a percent before classifying. Reference: [Centers for Medicare and Medicaid Services](https://www.cms.gov/medicare/medicaid-support/monroe-county)

\*\*Provisional Data: Illnesses occurring during the last two weeks may not yet have been reported and/or represented.