

MONTGOMERY COUNTY WEEKLY COVID-19 SNAPSHOT



WEEK ENDING DECEMBER 12, 2020

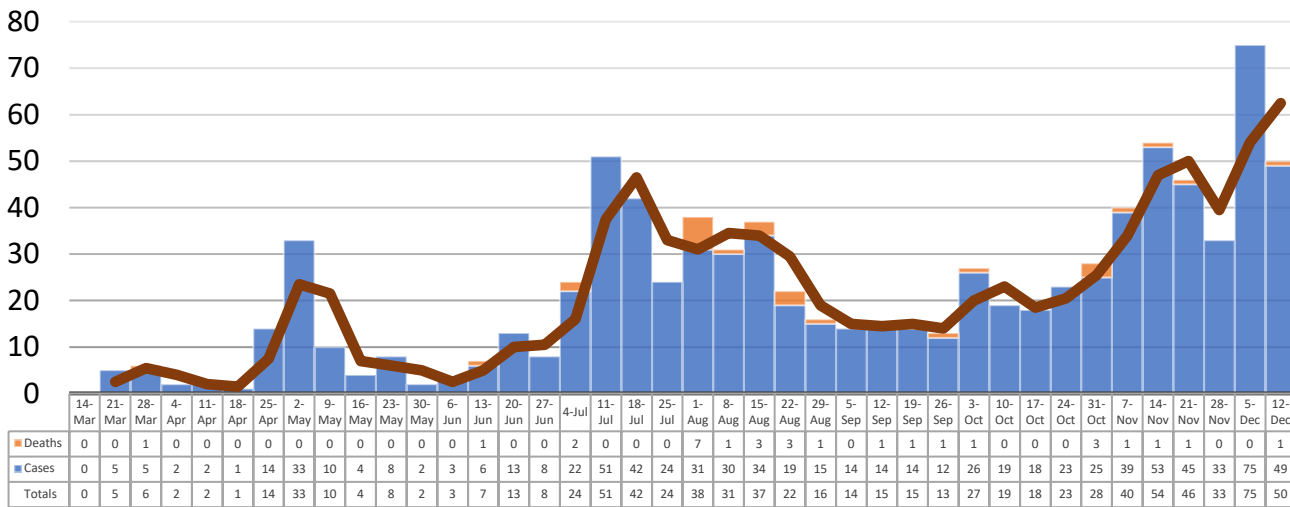
Total Cases
877

Total Deaths
30

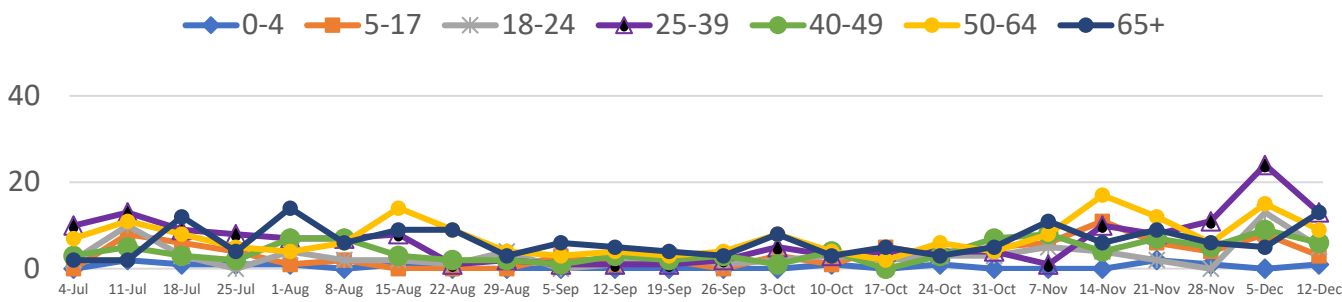
Total Incidence
(cases per 100,000)
8971.9

***Test Positivity Rate**
17.3%
(11/26-12/9)

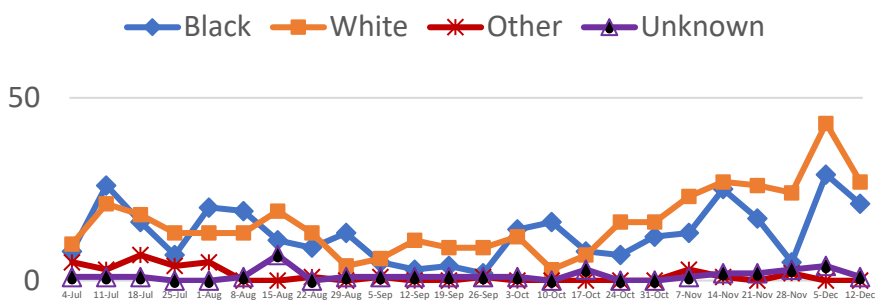
**Total Cases and Deaths, Through December 12, 2020



Total Cases, By Age July-December 2020 (End of Week)



Total Cases, By Race July-December 2020 (End of Week)



12/6/2020 – 12/12/2020

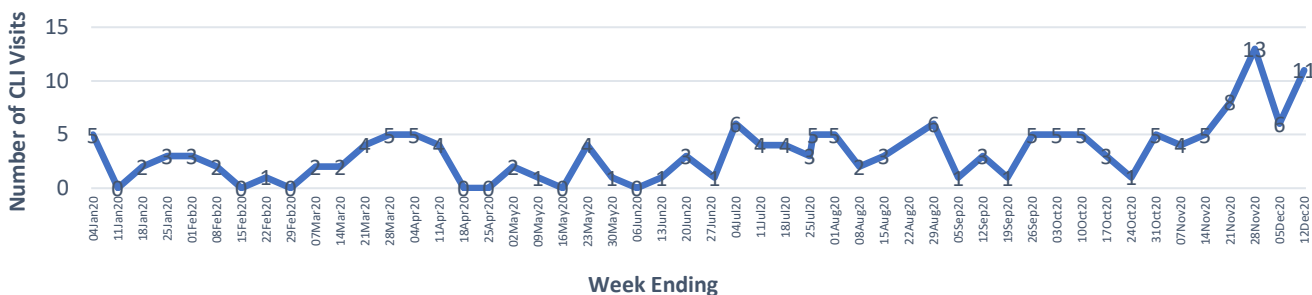
Cases via Suspected Community Transmission: 47

Cases via Outbreaks: 3

Outbreak Explanation

During the week of 12/6-12/12, two (2) cases/patients were associated with an outbreak in a Long-Term Care Facility (LTCF); one (1) case was pending an outbreak investigation.

COVID-19-Like Illness (CLI) Visits Montgomery County, Mississippi Jan. 04, 2020 - Dec. 12, 2020



*Counties with test percent positivity <5.0% or with <20 tests in past 14 days: Green; test percent positivity 5.0%-10.0% or with <500 tests and <2000 tests/100k and >10% positivity over 14 days: Yellow; >10.0% and not meeting the criteria for "Green" or "Yellow": Red. Test positivity is rounded to the nearest tenth of a percent before classifying. Reference: [Centers for Medicare and Medicaid Services](#)

**Provisional Data: Illnesses occurring during the last two weeks may not yet have been reported and/or represented.