

SMITH COUNTY WEEKLY COVID-19 SNAPSHOT

WEEK ENDING DECEMBER 12, 2020



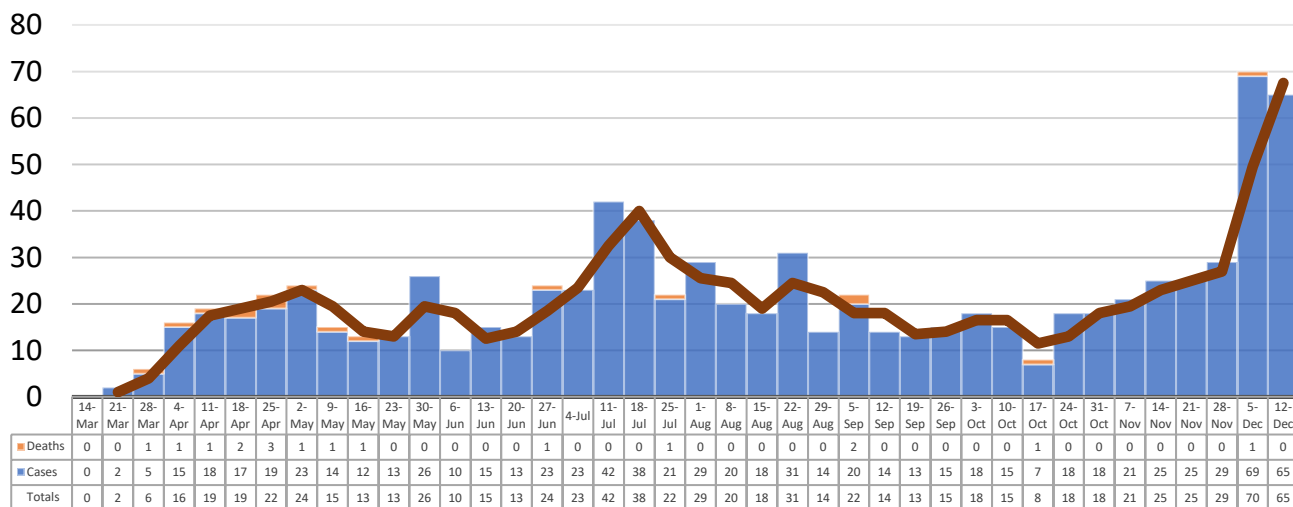
Total Cases
851

Total Deaths
17

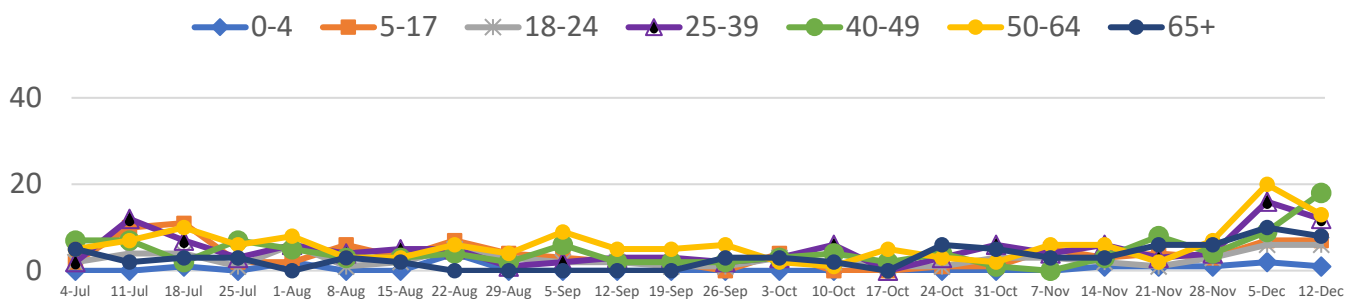
Total Incidence
(cases per 100,000)
5346.8

***Test Positivity Rate**
19.3%
(11/26-12/9)

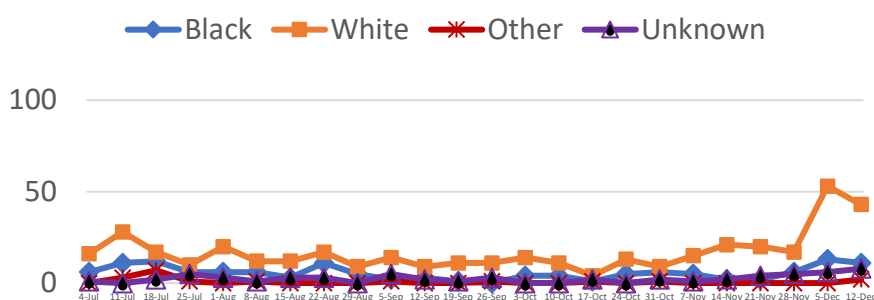
****Total Cases and Deaths, Through December 12, 2020**



Total Cases, By Age
July-December 2020 (End of Week)



Total Cases, By Race
July-December 2020 (End of Week)



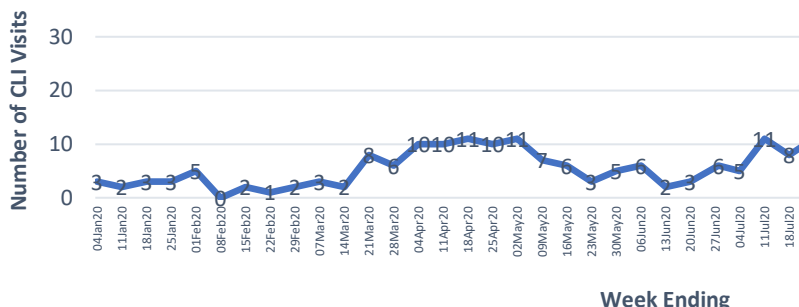
12/6/2020 – 12/12/2020

# Cases via Suspected Community Transmission	60
# Cases via Outbreaks	5

Outbreak Explanation

During the week of 12/6-12/12, one (1) case was associated with an outbreak in a Long-Term Care Facility (LTCF); four (4) cases were associated with pending outbreak investigations.

COVID-19-Like Illness (CLI) Visits
Smith County, Mississippi
Jan. 04, 2020 - Dec. 12, 2020



*Counties with test percent positivity <5.0% or with <20 tests in past 14 days: Green; test percent positivity 5.0%-10.0% or with <500 tests and <2000 tests/100k and >10% positivity over 14 days: Yellow; >10.0% and not meeting the criteria for "Green" or "Yellow": Red. Test positivity is rounded to the nearest tenth of a percent before classifying. Reference: [Centers for Medicare and Medicaid Services](https://www.cms.gov/medicare/medicaid-coverage/medicaid-services)

**Provisional Data: Illnesses occurring during the last two weeks may not yet have been reported and/or represented.