

# GEORGE COUNTY WEEKLY COVID-19 SNAPSHOT

WEEK ENDING DECEMBER 19, 2020

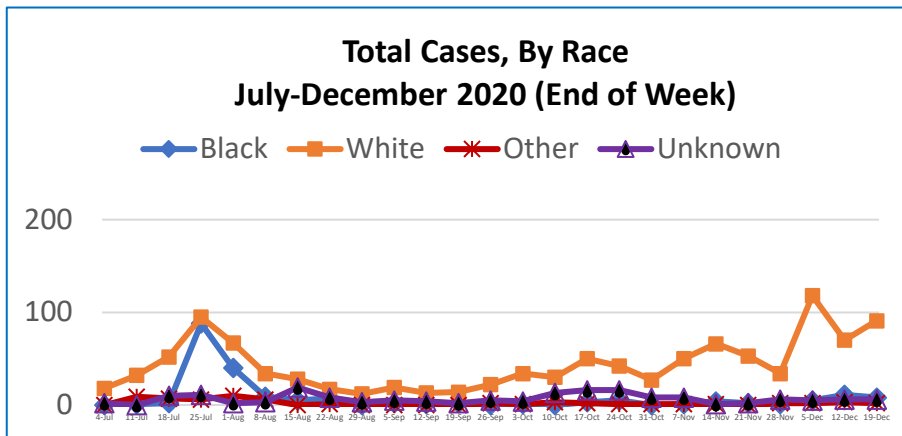
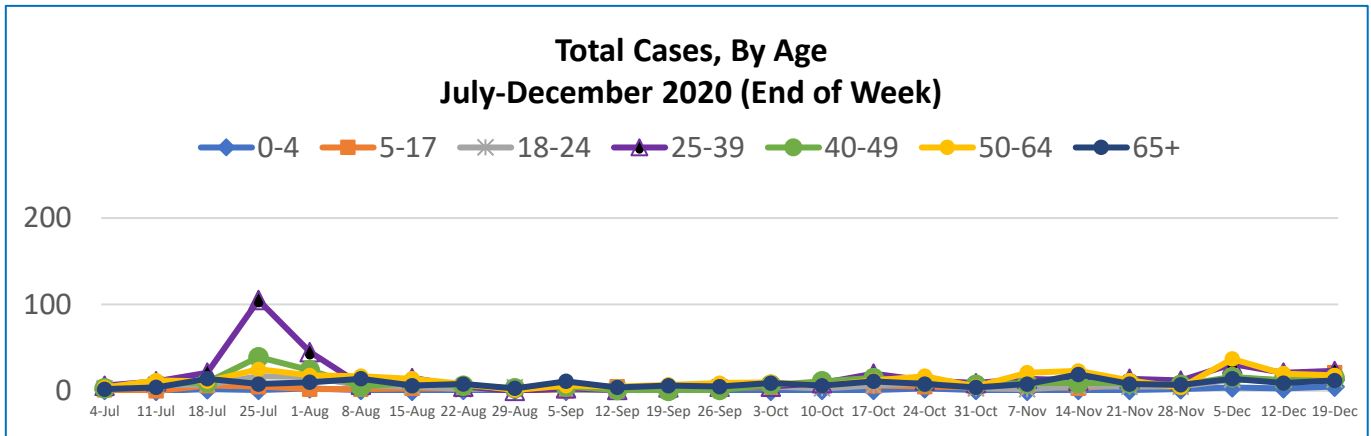
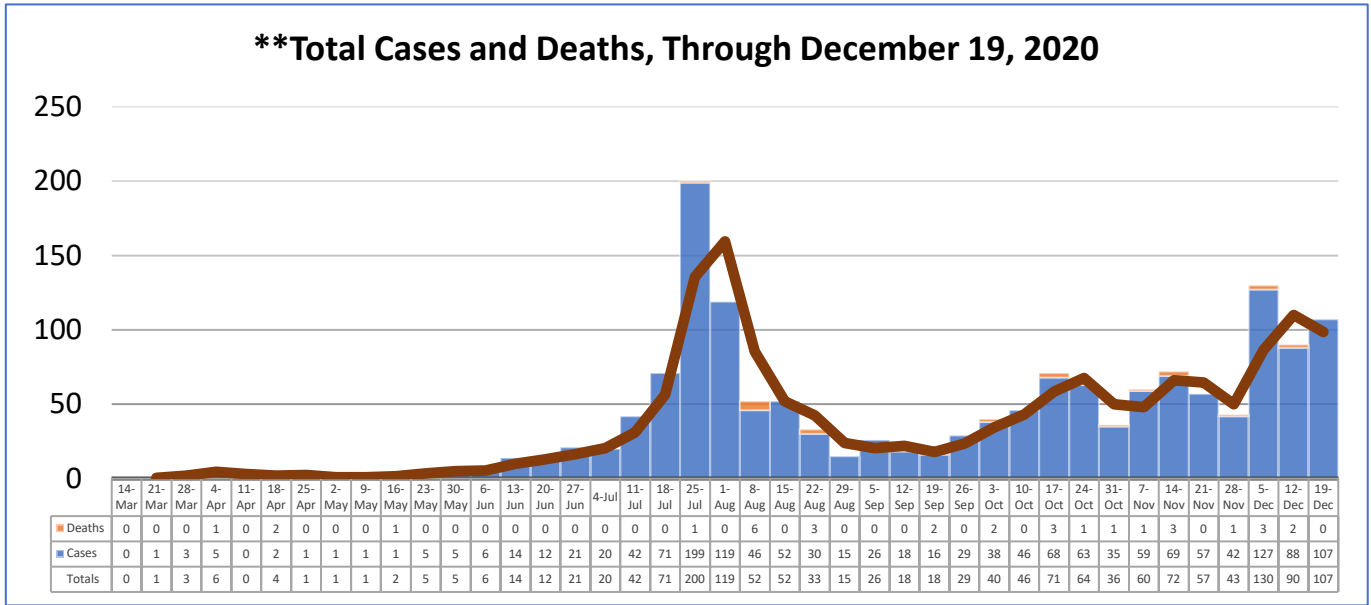


**Total Cases**  
**1594**

**Total Deaths**  
**33**

**Total Incidence**  
(cases per 100,000)  
**6506.1**

**\*Test Positivity Rate**  
**6.6%**  
(12/3-12/16)

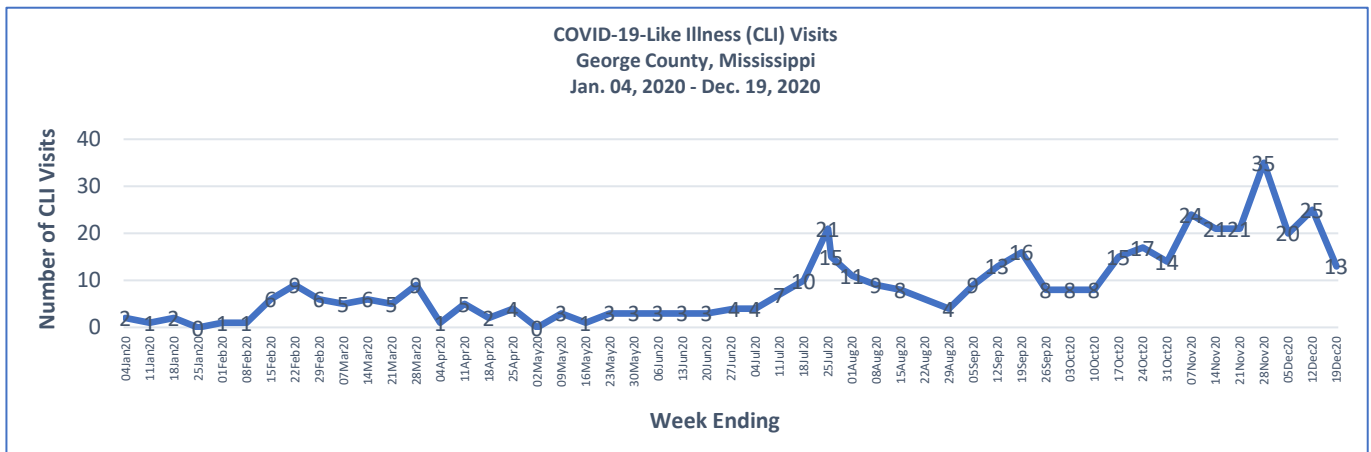


**12/13/2020 – 12/19/2020**

# Cases via Suspected Community Transmission	105
# Cases via Outbreaks	2

**Outbreak Explanation**

During the week of 12/13-12/19, one (1) case/patient was associated with an outbreak in a business/industry; one (1) was associated with a pending outbreak investigation.



\*Counties with test percent positivity <5.0% or with <20 tests in past 14 days: Green; test percent positivity 5.0%-10.0% or with <500 tests and <2000 tests/100k and >10% positivity over 14 days: Yellow; >10.0% and not meeting the criteria for "Green" or "Yellow": Red. Test positivity is rounded to the nearest tenth of a percent before classifying. Reference: [Centers for Medicare and Medicaid Services](https://www.cms.gov/medicare/medicaid-support/medicaid-services)

\*\*Provisional Data: Illnesses occurring during the last two weeks may not yet have been reported and/or represented.